



Last update: 21-3-2022

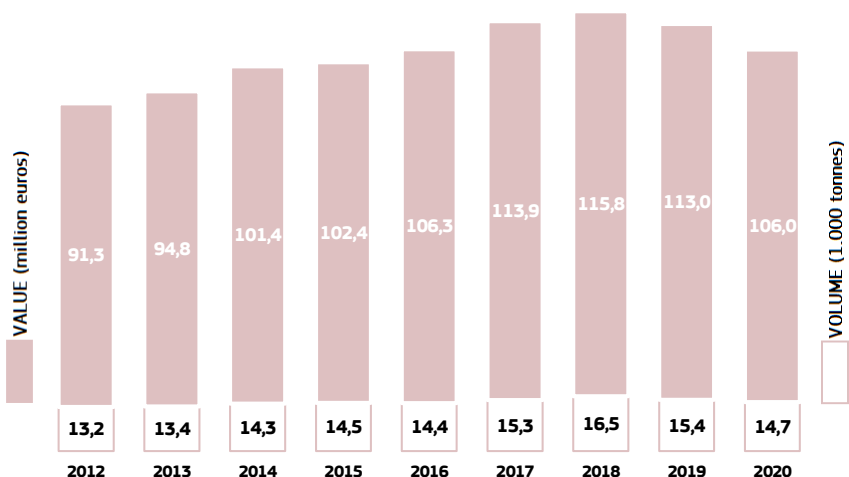
IMPORT – EXPORT

Source: EUMOFA, based on Eurostat-COMEXT data. Values in the bar charts are deflated by using the GDP deflator (base=2015)

IMPORT

Main commercial species imported and % of total imports

2020, million euros (nominal value)

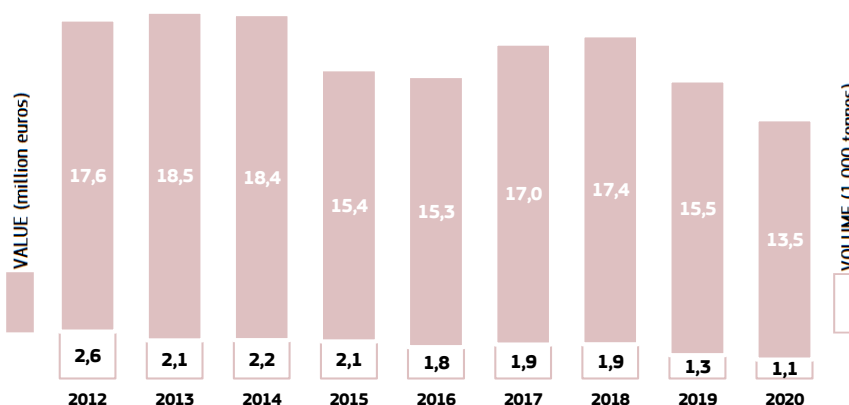


| Species | Value (million euros) | % of total imports |
|----------------------|-----------------------|--------------------|
| SALMON | 24 | 21% |
| COD | 11 | 10% |
| OTHER PRODUCTS | 10 | 8% |
| WARMWATER SHRIMP | 9 | 8% |
| MISCELLANEOUS SHRIMP | 6 | 5% |
| OTHERS | 55 | 48% |

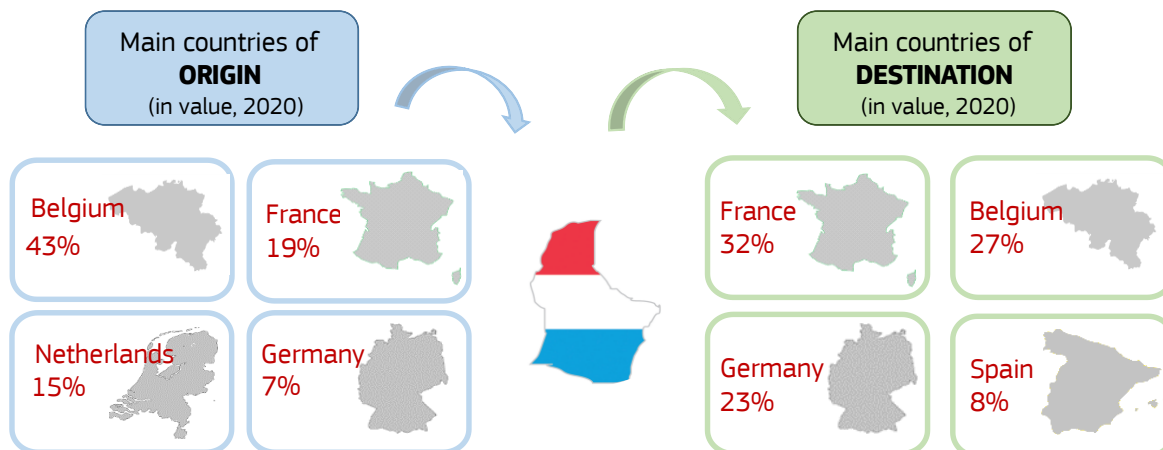
EXPORT

Main commercial species exported and % of total exports

2020, million euros (nominal value)



| Species | Value (million euros) | % of total exports |
|-------------------------|-----------------------|--------------------|
| SALMON | 2 | 15% |
| OTHER PRODUCTS | 1,8 | 12% |
| LIVERS AND ROES CAVIAR | 1,6 | 10% |
| SEAWEED AND OTHER ALGAE | 1,5 | 10% |
| MISCELLANEOUS SHRIMP | 0,8 | 5% |
| OTHERS | 7 | 48% |





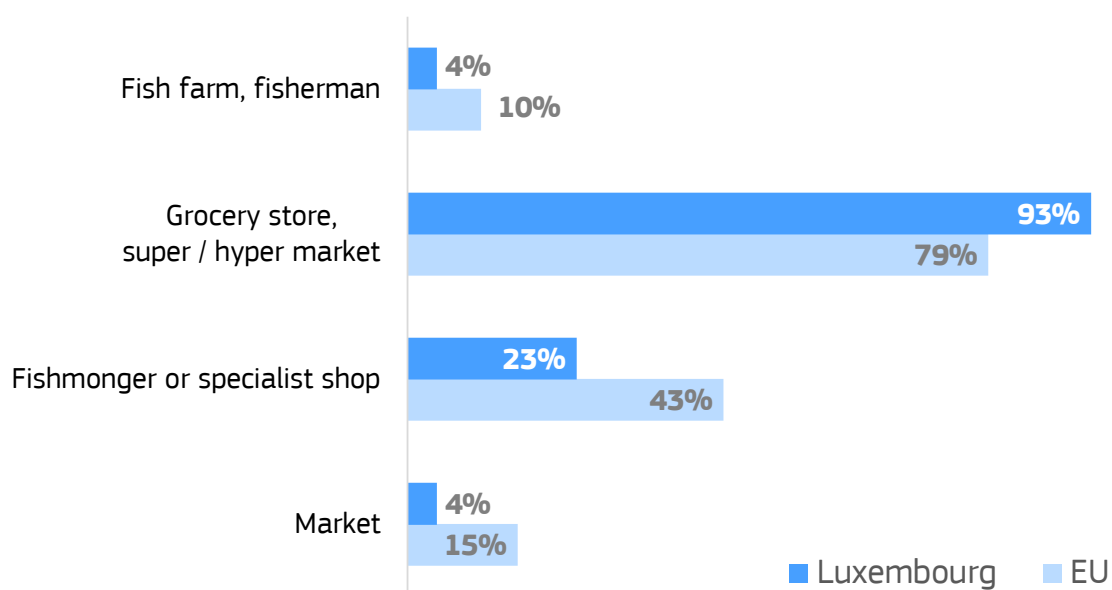
Last update: 21-3-2022

AQUACULTURE

Aquaculture activity in Luxembourg is limited, mainly consisting of trout farming. A freshwater pearl mussel farm also exists to restock rivers.

DISTRIBUTION

Consumer preferences on purchasing channels (source: Eurobarometer, 2021):





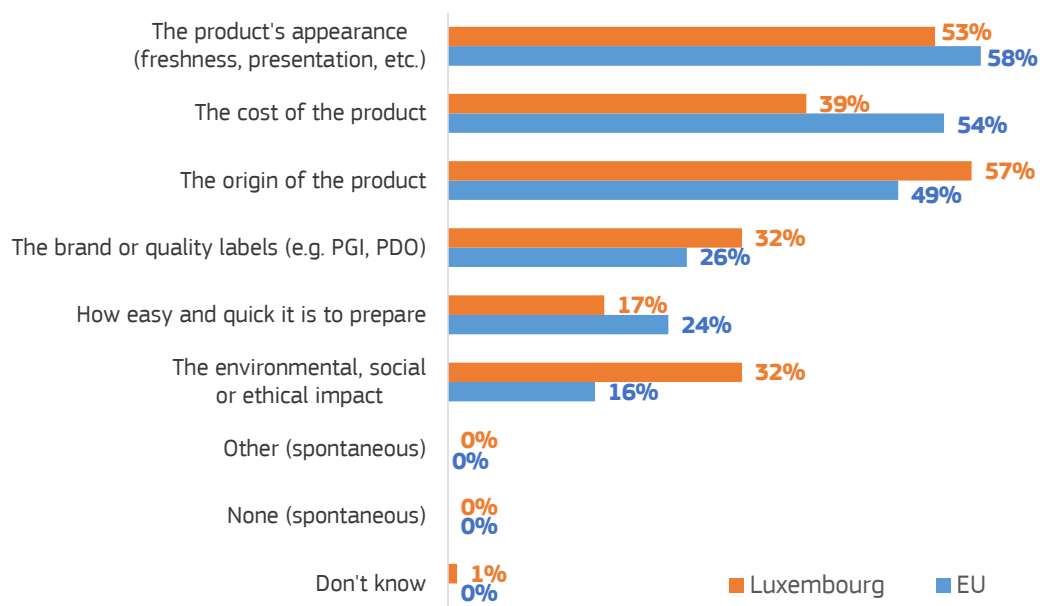
Last update: 21-3-2022

CONSUMPTION

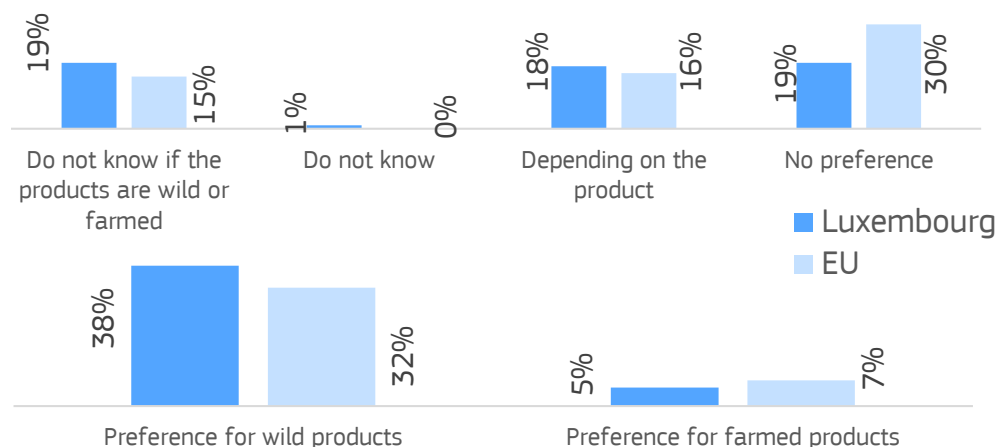
In 2019, apparent consumption was estimated at 32,84 kg per capita, a 3% decrease compared with 2018. The most consumed species were salmon and cod (source: EUMOFA). The country is characterized by a high percentage of regular fish consumers, namely those who eat fishery and aquaculture products at least once a month (77% on average in the country, compared with 72% on average at EU-28 level). In each age group, this percentage is higher than the EU average (UK included). Preferences of consumers in Luxembourg are for fresh products (source: EUMOFA, "EU consumer habits regarding fishery and aquaculture products", 2017).

32,84 kg
per capita in live
weight equivalent
(2019, source: EUMOFA)

Purchasing factors (source: Eurobarometer, 2021)



Preferences regarding wild or farmed product (source: Eurobarometer, 2021)





Last update: 21-3-2022

THE COUNTRY IN EUMOFA



LANDINGS

Supply chain stage not present (landlocked country)

AQUACULTURE

No data available

FIRST SALES

Supply chain stage not present (landlocked country)

WHOLESALE

No data available

IMPORT - EXPORT

Volumes and values are collected from Eurostat – COMEXT. Data concern trade flows of all fisheries and aquaculture products as recorded by national customs.

They are available on a monthly and yearly basis and accessible through simple and advanced tables, as well as through the bulk download facility.

PROCESSING

No data available

CONSUMPTION

No data available