



## AUSTRIA IN THE WORLD AND IN THE EU

2017, sources: Eurostat and FAO

Austria is a minor EU producer of farmed products and, as a landlocked country, has no marine fisheries.

(1.000 tonnes)	World	EU-28	Austria	% world	% EU-28
Catches	93.204	5.253	landlocked	N/A	N/A
Aquaculture	111.966	1.372	4	0,004%	0,29%
<b>Total</b>	<b>205.170</b>	<b>6.625</b>	<b>4</b>	<b>0,002%</b>	<b>0,06%</b>

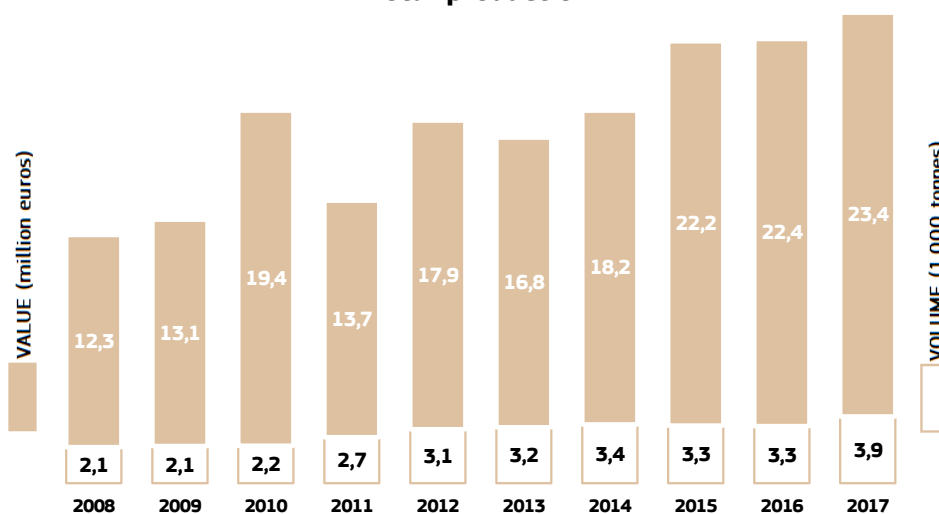
## AQUACULTURE

Source: EUMOFA, based on Eurostat and FAO data


Aquaculture consists in the farming of aquatic (freshwater or saltwater) organisms, such as fish, molluscs, crustaceans and aquatic plants. Aquaculture data are reported in live weight equivalent and value.

With no direct access to the sea, aquaculture activity in Austria is limited to freshwater farming. The main species produced are trout and carp. Trout is produced in raceways, following a flow-through system. Carp is produced in natural ponds (about 2.700 ha ponds, 550 ha of which devoted to organic fish farming). Source: Aquaculture 2020 - Austrian strategy to increase the national fish production.

### Total production



### Main commercial species farmed and % of total (2017, million euros and 1.000 tonnes)





## WHOLESALE

Wholesale is an intermediary stage in the distribution channel that buys in bulk and sells to resellers (e.g. retailers) rather than to consumers.

About 20 fish wholesale companies are active in Austria. The wholesale market in Vienna-Inzersdorf is mainly involved in sales of fruit and vegetables, flowers and meat, but also hosts fish wholesalers.

## PROCESSING

According to Eurostat-SBS, 137 persons were employed in the Austrian fish processing industry in 2017. The sector recorded a value added of 9,4 million euros, covering only 0,2% of the value added of total manufacture of food products.

In 2018, the main product sold was “Smoked fish (excl. herrings, Pacific, Atlantic and Danube salmon), incl. fillets, excl. head, tails and maws” (source: Eurostat-PRODCOM).

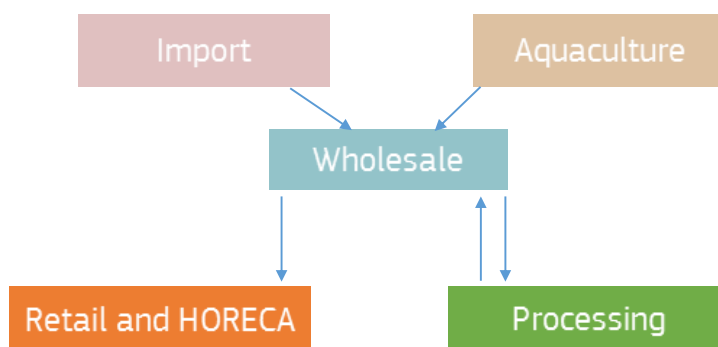
**8 companies**

**Sales: 47 million euros**

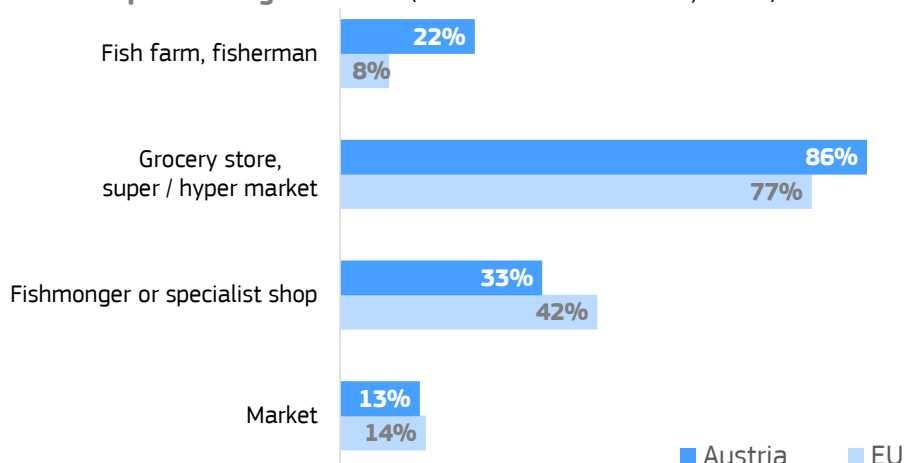
(2017, source: Eurostat - SBS)

## DISTRIBUTION

The supply chain of fisheries and aquaculture products in Austria (source: Global Agriculture Information Network):



Consumer preferences on purchasing channels (source: Eurobarometer, 2018):



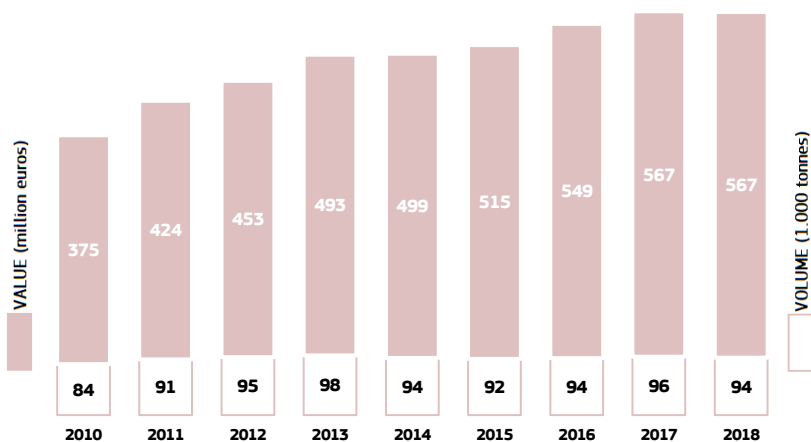


Last update: 03/04/20

## IMPORT – EXPORT

Source: EUMOFA, based on Eurostat-COMEXT data

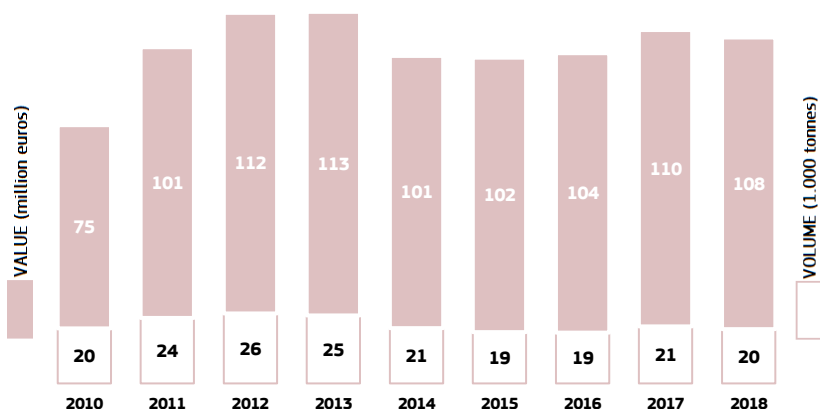
### IMPORT



#### Main commercial species imported and % of total imports (2018, million euros)

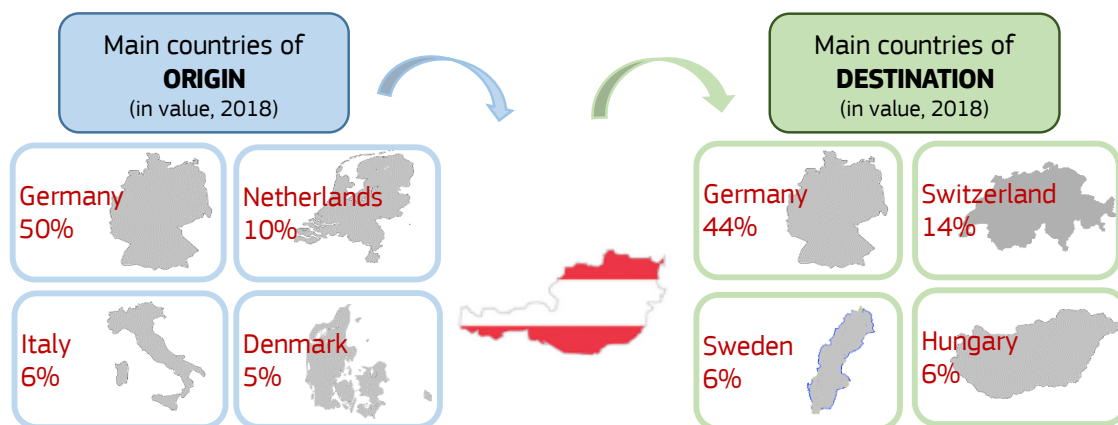
SALMON	124	22%
OTHER MARINE FISH	62	11%
TROUT	46	8%
SKIPJACK TUNA	40	7%
MISCELLANEOUS SHRIMPS	38	7%
OTHERS	257	45%

### EXPORT



#### Main commercial species exported and % of total exports (2018, million euros)

OTHER PRODUCTS	34	32%
TROUT	24	22%
SALMON	17	16%
OTHER MARINE FISH	8	7%
SKIPJACK TUNA	4	4%
OTHERS	21	19%





## CONSUMPTION

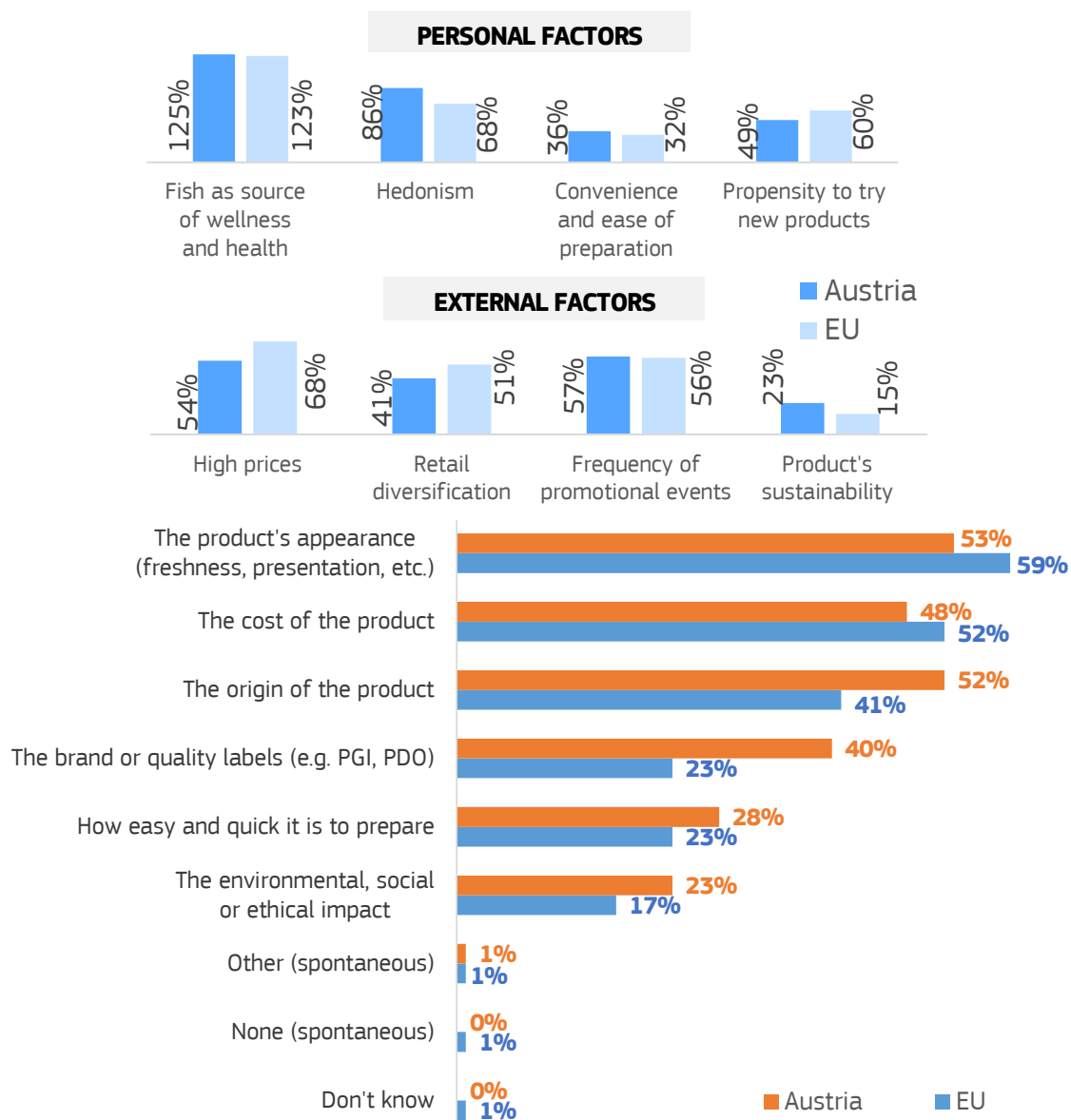
In 2017, apparent consumption was estimated at 13,2 kg per capita, a very slight decrease compared with 2016 (-0,8%). The most consumed species were salmon and skipjack tuna (source: EUMOFA).

The country is characterized by a low percentage of regular fish consumers, namely those who eat fishery and aquaculture products at least once a month (54% on average in the country, compared with 72% on average at EU level). In each age group, this percentage is lower than the EU average. Austrians consume especially frozen products; loose fish (51%) is less frequently consumed than at EU level (68%) (source: EUMOFA, "EU consumer habits regarding fishery and aquaculture products", 2017).

**13,2 kg  
per capita**

(2017, source: EUMOFA)

**Purchasing factors** (sources: up chart: EUMOFA, 2017; down chart: Eurobarometer, 2018)





Last update: 03/04/20

## THE COUNTRY IN EUMOFA



### LANDINGS

Supply chain stage not present (landlocked country)

### AQUACULTURE

Volumes and values are collected from Eurostat – Fishery and integrated with FAO data.

They are available on a yearly basis and accessible through simple and advanced tables, as well as through the bulk download facility.

### FIRST SALES

Supply chain stage not present (landlocked country)

### WHOLESALE

No data available

### IMPORT - EXPORT

Volumes and values are collected from Eurostat – COMEXT. Data concern trade flows of all fisheries and aquaculture products as recorded by national customs.

They are available on a monthly and yearly basis and accessible through simple and advanced tables, as well as through the bulk download facility.

### PROCESSING

Data are collected from Eurostat – PRODCOM. They concern ex-farm quantities and values of fisheries and aquaculture products sold in the country after being transformed from raw material into final products.

They are available on a yearly basis and accessible through simple tables, as well as through the bulk download facility.

### CONSUMPTION

No data available