



EUROPEAN MARKET OBSERVATORY FOR FISHERIES AND AQUACULTURE PRODUCTS

User guide

Simple tables



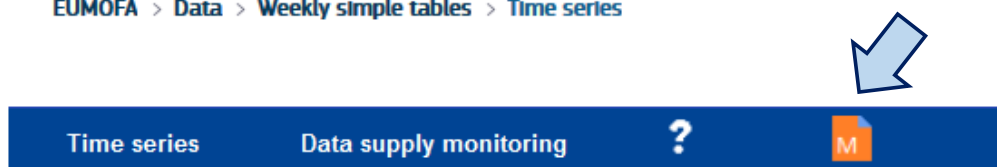
User guide – Simple tables

Simple tables enable users to perform multi- and mono-dimensional queries to the EUMOFA system by using a set of parameters, receiving “predefined” reports as a result.

They provide weekly, monthly and yearly data, and are available for all supply chain stages: first sale, landings, aquaculture, wholesale, import-export, processing and consumption.

For an overview of the simple table you are using, the type of data and sources included in it, products specifications, reference period, units of measures and quality assurance, please go back to the query and click on the orange metadata icon on the top-blue bar (see example below).

EUMOFA > Data > Weekly simple tables > Time series



The present document shows how to use EUMOFA simple tables by explaining:

- 1. Main components of the query page**
- 2. How to run a query**
- 3. How to download a query's result**
- 4. How to save a query**

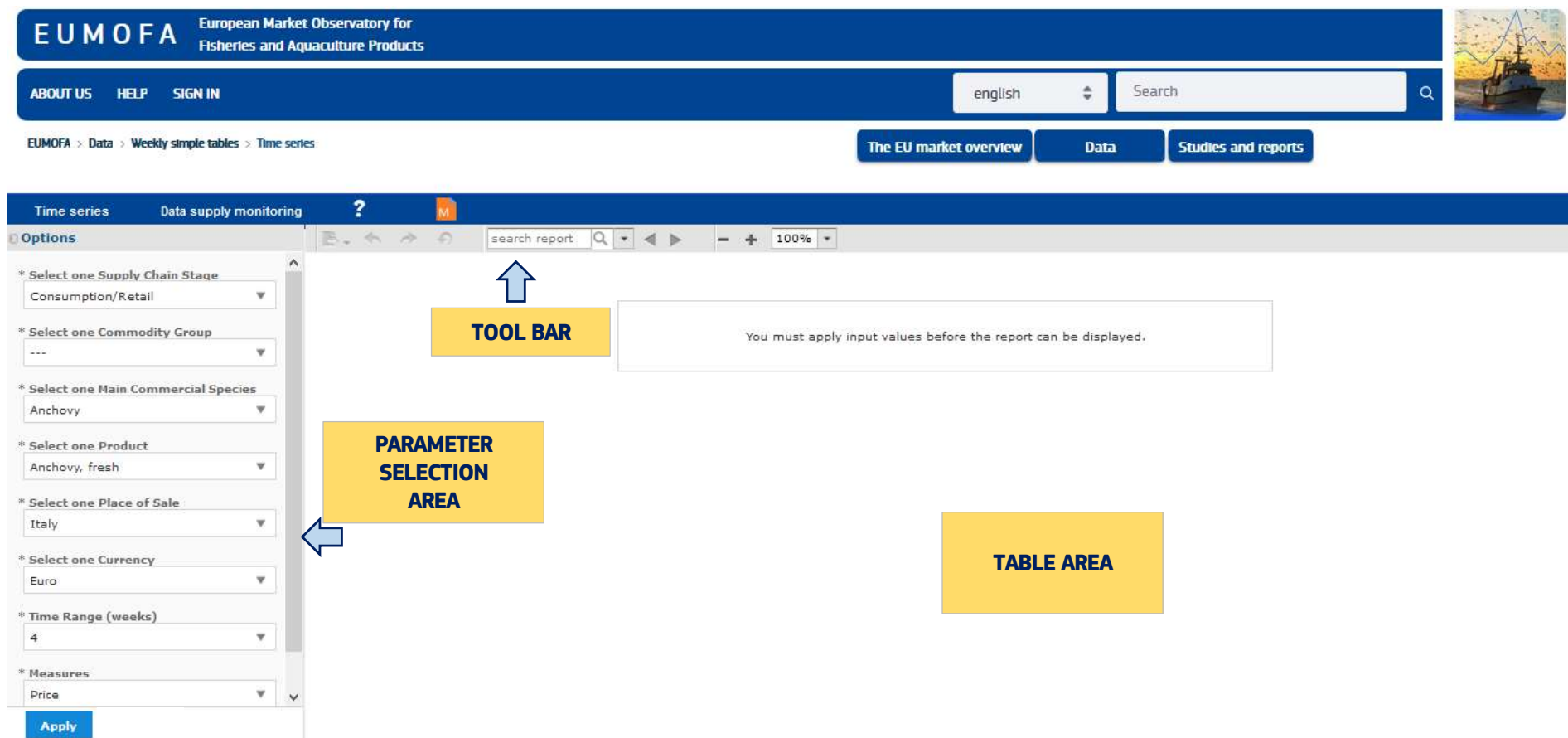
The procedures explained below apply to all types of simple tables. Examples provided in the screenshots refer to the weekly simple table “Time series” (<https://www.eumofa.eu/historical-time-series>).




User guide – Simple tables

1. Main components of the query page

The query page has 3 sections: the “Tool bar”, the “Parameter selection area” and the “Table area”.



The screenshot displays the EUMOFA interface. At the top, the EUMOFA logo and navigation links (ABOUT US, HELP, SIGN IN) are visible. Below this is a search bar and a language selector set to 'english'. The main content area shows a breadcrumb trail: EUMOFA > Data > Weekly simple tables > Time series. Three buttons are present: 'The EU market overview', 'Data', and 'Studies and reports'. The 'Time series' section is active, showing a 'Data supply monitoring' header and a 'search report.' input field. A 'PARAMETER SELECTION AREA' is highlighted on the left, containing several dropdown menus: 'Select one Supply Chain Stage' (Consumption/Retail), 'Select one Commodity Group' (---), 'Select one Main Commercial Species' (Anchovy), 'Select one Product' (Anchovy, fresh), 'Select one Place of Sale' (Italy), 'Select one Currency' (Euro), 'Time Range (weeks)' (4), and 'Measures' (Price). An 'Apply' button is at the bottom of this area. A 'TOOL BAR' is highlighted at the top of the main content area, containing navigation icons and a '100%' zoom level. A 'TABLE AREA' is highlighted in the center, displaying a message: 'You must apply input values before the report can be displayed.'



User guide – Simple tables

2. How to run a query

By clicking on the fields in the “parameter selection area”, select the options of interest through the drop-down menus. **Once all parameters are selected, the blue button “Apply” should be clicked.** For example, with the following parameters selection, you will display the following report:

Options

- * Select one Supply Chain Stage
Wholesale
- * Select one Commodity Group

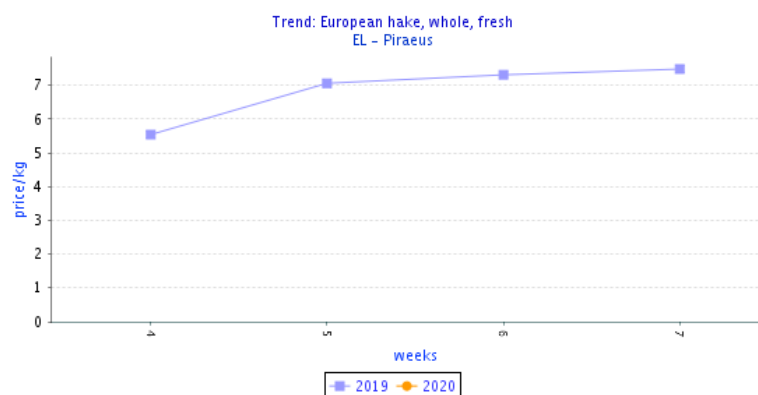
- * Select one Main Commercial Species
Hake
- * Select one Product
European hake, whole, fresh
- * Select one Place of Sale
EL - Piraeus
- * Select one Currency
Euro
- * Time Range (weeks)
4
- * Measures
Price

Apply

Historical time series Generate bookmark Date: 19/02/2020 17:40:20

Commodity Group: Groundfish
Main Commercial Species: Hake
Product: European hake, whole, fresh
Country: EL
Place of Sale: EL - Piraeus
Seaboard: Mediterranean Sea
Measures: ELR
Supply Chain Stage: Wholesale

	2019	2020
2019	4	5.54
1	5	7.00
4	6	7.31
1	7	7.48

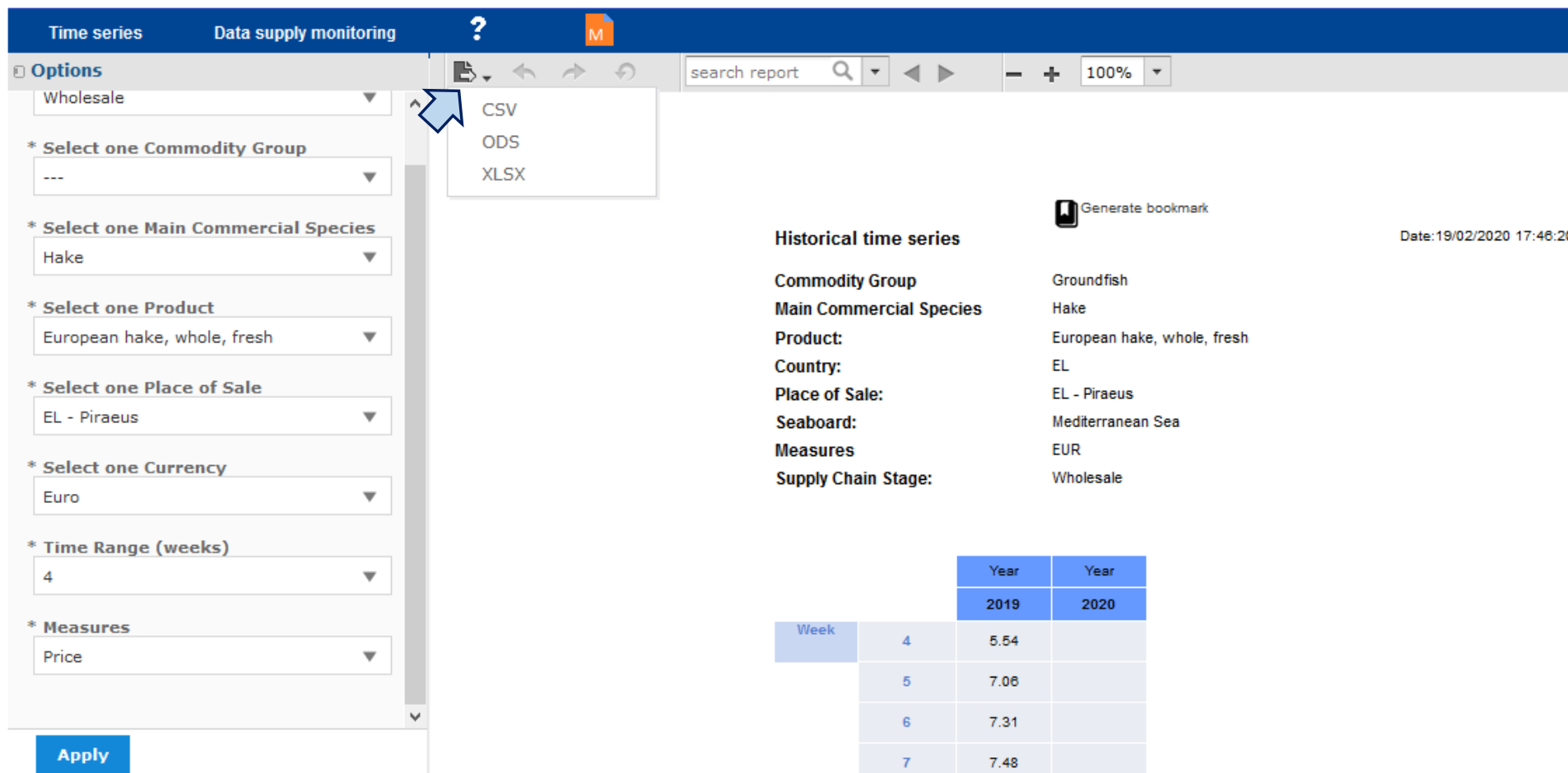




User guide – Simple tables

3. How to download a query's result

You can download the report by clicking on the first button in the “tool bar”. A drop-down menu will be displayed, for selecting the desired format.



The screenshot shows the EUMOFA interface with the 'Options' sidebar on the left and the main report area on the right. The 'Options' sidebar includes dropdown menus for 'Wholesale', 'Select one Commodity Group', 'Select one Main Commercial Species' (Hake), 'Select one Product' (European hake, whole, fresh), 'Select one Place of Sale' (EL - Piraeus), 'Select one Currency' (Euro), 'Time Range (weeks)' (4), and 'Measures' (Price). An 'Apply' button is at the bottom of the sidebar. The main report area has a toolbar with a download icon (a document with a downward arrow) that has opened a dropdown menu with options: CSV, ODS, and XLSX. A blue arrow points to the download icon. The main report area also contains a 'Generate bookmark' button, a date 'Date:19/02/2020 17:46:20', and a table of historical time series data.

Historical time series

Commodity Group: Groundfish
Main Commercial Species: Hake
Product: European hake, whole, fresh
Country: EL
Place of Sale: EL - Piraeus
Seaboard: Mediterranean Sea
Measures: EUR
Supply Chain Stage: Wholesale

		Year	Year
		2019	2020
Week	4	5.54	
	5	7.06	
	6	7.31	
	7	7.48	

