



RAINBOW TROUT (*ONCORHYNCHUS MYKISS*)



Source : [Information system on commercial designations](#)

BIOLOGY AND HABITAT

- **Species description** ([Read more](#))

The rainbow trout, also known as steelhead trout, belongs to the family of Salmonidae and the genus *Oncorhynchus*.

- **Geographical distribution and habitat** ([Read more](#))

The rainbow trout is native from the Northern American continent but has been introduced in all the continents except Antarctica and can be found in most oceans and seas.

RESOURCE, EXPLOITATION AND MANAGEMENT

- **Stocks and resource status/conservation measures**

There are no specific conservation measures implemented regarding the rainbow trout fishing.

- **Production methods and fishing gears** ([Read more](#))

The main fishing gears used are driftnets, gillnets and similar nets, hooks and lines, and pots and traps. The aquaculture production is more important than wild catches.

Rainbow trout

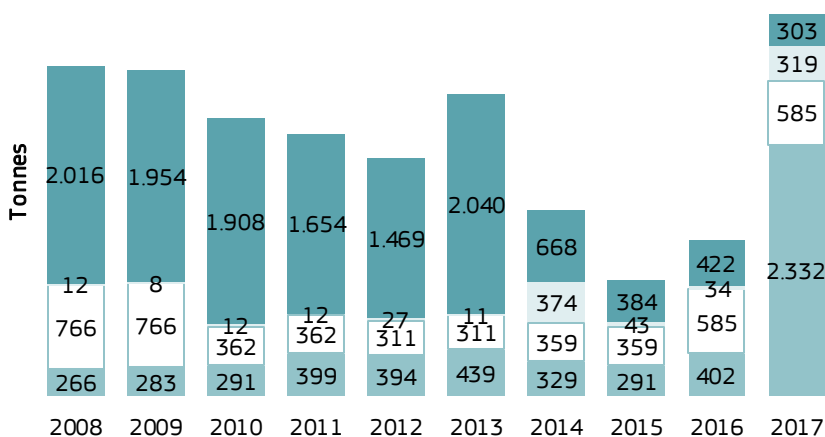


CATCHES

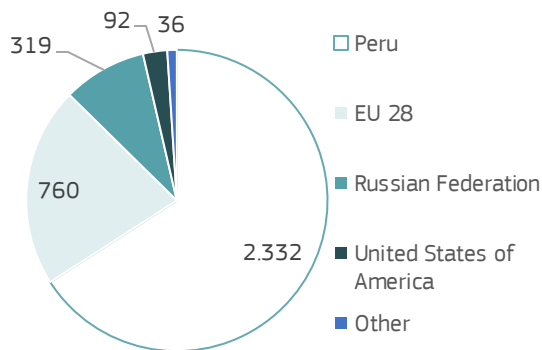
- Rainbow trout catches represent negligible share in the global catches. They also represent only **0,4%** of the global rainbow trout production in 2017, as the species is mainly farmed.
- Catches have decreased until 2016 and have increased in 2017, as a result of the significant increase of Peruvian catches. The top three producers (Peru, Finland and Russian Federation) accounted for **91%** of world catches in 2017.

Evolution of world catches

■ Peru ■ Finland ■ Russian Federation ■ Other



Catches (2017, tonnes)

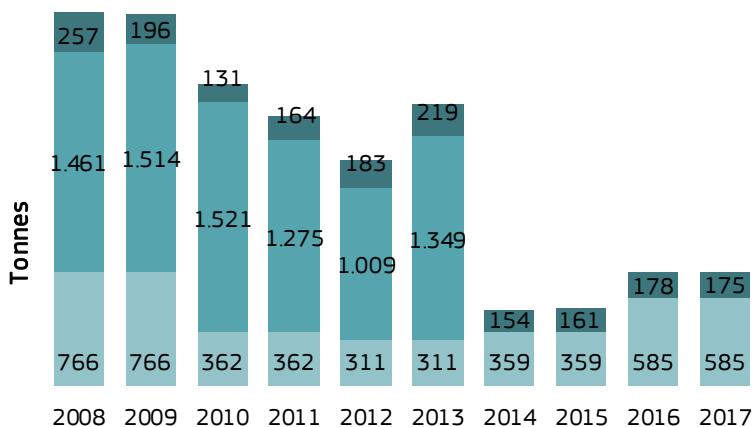


Source: FAO

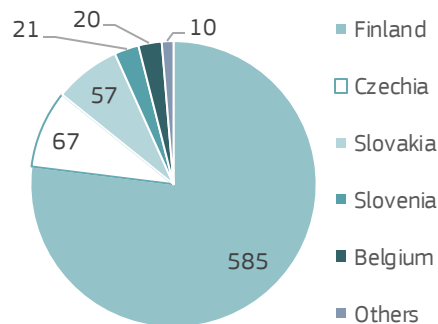
Evolution of EU catches

- The EU provided **21%** of the global rainbow trout catches in 2017 (vs. 81% in 2008).
- Over the last decade (2008-2017), the EU catches have decreased by **-69%**, after UK stopped targeting rainbow trout in 2014.

■ Finland ■ UK ■ Other



Catches (2017, tonnes)



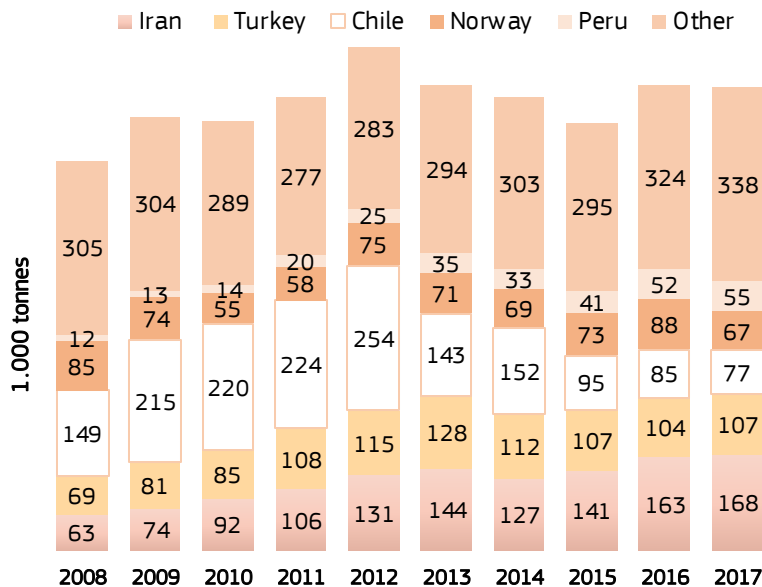
Source: FAO



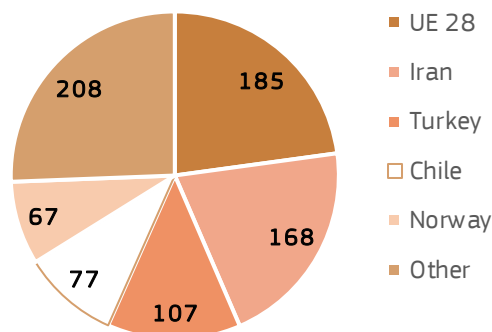
AQUACULTURE PRODUCTION

Evolution of world production

The world production of farmed rainbow trout has increased by 19% from 2008 to 2017.



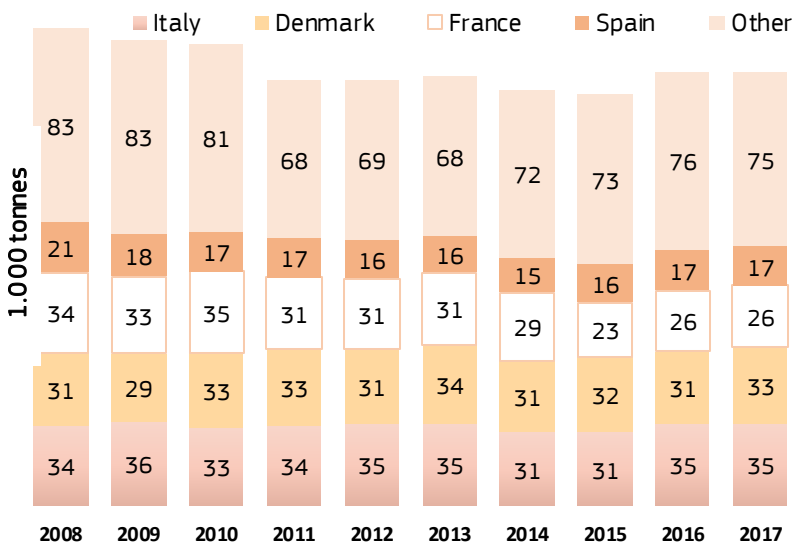
Production (2017, 1.000 tonnes)



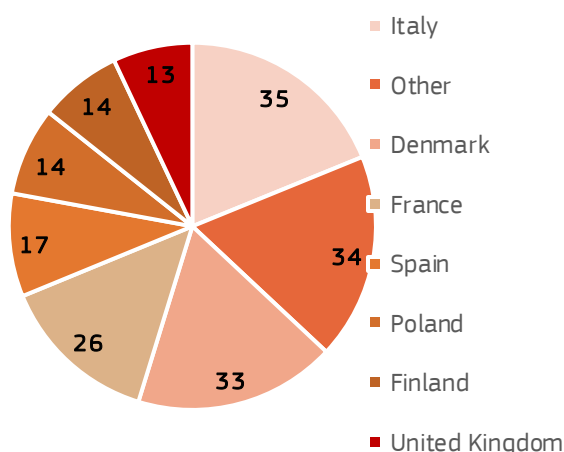
Source: FAO

Evolution of EU production

- EU provided **23%** of the world production of farmed rainbow trout in 2017 (vs. 30% in 2008).
- The EU production decreased by **-9%** over the last decade, as a consequence of the drop of production in the main producing countries: France (-24%) and Spain (-21%).



Production (2017, 1.000 tonnes)



Source: FAO

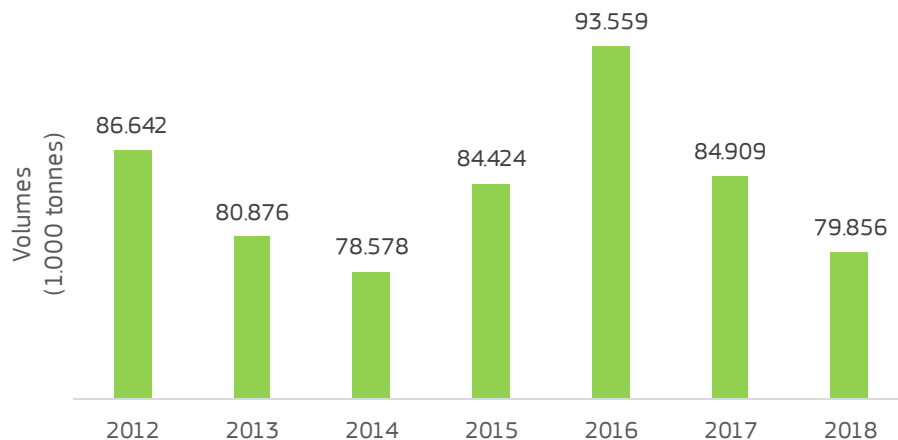
Rainbow trout



PROCESSING

- A significant smoking activity exists for rainbow trout in the EU.
- 1 [PRODCOM](#) code partly refers to smoked rainbow trout, but includes other types of fish :
 - 10202485 : Smoked fish (excluding herrings, Pacific, Atlantic and Danube salmon), including fillets, excluding head, tails and maws.

EU production of smoked fish (excluding salmon and herring)



- The production of smoked fish, including smoked rainbow trout has fluctuated between 2012 and 2018, with a peak in 2016 and an overall decreasing trend by -8% during the same period.
- Poland, the United Kingdom, Germany and Lithuania were the main producers, with **70%** of total EU production in 2018.

Source: EUROSTAT-PRODCOM

Rainbow trout



TRADE

- Combined nomenclature ([Read more](#))

EU trade of rainbow trout products (tonnes - 2018)

CN code	Product	EU imports		EU exports	
		Intra-EU	Extra-EU	Intra-EU	Extra-EU
03019190*	Live trout (<i>Salmo trutta</i> , <i>Oncorhynchus mykiss</i> , <i>Oncorhynchus clarki</i> , <i>Oncorhynchus aguabonita</i> , <i>Oncorhynchus gilae</i>)	13.405	-	17.530	579
03021120	Fresh or chilled trout of the species <i>Oncorhynchus mykiss</i> , with heads and gills on, gutted, weighing > 1,2 kg each, or with heads off, gilled and gutted, weighing > 1 kg each	17.959	8.620	20.763	1.862
03031420	Frozen trout of the species <i>Oncorhynchus mykiss</i> , with heads and gills on, gutted, weighing > 1,2 kg each, or with heads off, gilled and gutted, weighing > 1 kg each	2.856	821	4.359	3.072
03044210	Fresh or chilled fillets of the species <i>Oncorhynchus mykiss</i> , weighing > 400 g each	1.880	752	1.115	139
03048210	Frozen fillets of the species <i>Oncorhynchus mykiss</i> , weighing > 400 g each	951	567	850	124
03054300*	Smoked trout (<i>Salmo trutta</i> , <i>Oncorhynchus mykiss</i> , <i>Oncorhynchus clarki</i> , <i>Oncorhynchus aguabonita</i> , <i>Oncorhynchus gilae</i> , <i>Oncorhynchus apache</i> and <i>Oncorhynchus chrysogaster</i>), including fillets	20.988	4.014	12.387	1.377
16041910	Prepared or preserved salmonidae, whole or in pieces (excl. salmon and minced)	216	360	491	407
16042030	Prepared or preserved salmonidae (excl. salmon and whole or in pieces)	230	6	536	26

* These two codes include other species of trout than rainbow trout, notably *Salmo trutta*, *Oncorhynchus mykiss*, *Oncorhynchus clarki*, *Oncorhynchus aguabonita*, *Oncorhynchus gilae*, *Oncorhynchus apache* and *Oncorhynchus chrysogaster*.

Source: EUROSTAT-COMEXT

Rainbow trout



TRADE

- Combined nomenclature ([Read more](#))

EU trade of rainbow trout products (tonnes - 2018)

- **Main extra-EU destinations are:**
 - For gutted frozen rainbow trout (CN 03031420): Vietnam (965 tonnes) China (688 tonnes in 2017) and Ukraine (494 tonnes), accounting together for 70% of extra-EU exports;
 - For smoked trout (CN 03054300, which include other trout species than rainbow trout): Switzerland (765 tonnes), Australia (268 tonnes) and Canada (206 tonnes);
 - For fresh or chilled rainbow trout (CN 03021120): Belarus (1.449 tonnes).
- **Main extra-EU suppliers are:**
 - For fresh or chilled rainbow trout (CN 03021120) : almost all EU imports come from Norway (8.340 tonnes);
 - For smoked trout (CN 03054300, which include other trout species than rainbow trout): almost all EU imports come from Turkey (3.987 tonnes).

Source: EUROSTAT-COMEXT

Rainbow trout



PRICES ALONG THE SUPPLY CHAIN (EUR/kg)

First-sale (fresh)

First-sale prices are provided for Denmark, one of the main producers of rainbow trout in the EU.

	2010	2011	2012	2013	2014	2015	2016	2017	2018	Source
Denmark	n.a.	4,42	3,67	2,92	4,32	4,26	3,47	3,02	4,23	EUMOFA

Wholesale (fresh)

Wholesale prices refer to prices in France.

Average price	2010	2011	2012	2013	2014	2015	2016	2017	2018	Source
France	4,26	4,84	4,55	4,66	4,8	4,85	5,15	5,2	6	MIN Rungis

Retail/consumption (fresh)

Retail prices refer to the UK, the Netherlands, France and Germany, which are the major consumer countries in the EU.

	2012	2013	2014	2015	2016	2017	2018	Source
UK	n.a.	10,07	10,82	12,66	11,09	10,70	11,40	EUMOFA
Germany	n.a.	n.a.	n.a.	11,64	11,50	11,32	12,18	EUMOFA
France	n.a.	11,1	11,6	12,4	12,5	13,5	13,8	FranceAgriMer
Netherlands	14,39	14,53	14,73	15,21	15,75	16,81	15,74	EUMOFA

Import

Import prices are provided for Germany (mainly smoked), Poland (fresh whole) and Finland (fresh whole), the major importers of trout in EU.

	2010	2011	2012	2013	2014	2015	2016	2017	2018	Source
Poland (fresh whole)	3,52	3,98	3,32	4,17	4,18	3,75	4,43	5,31	4,42	EUMOFA
Finland (fresh whole)	3,11	3,47	2,86	3,40	3,77	3,43	4,00	5,35	4,81	EUMOFA
Germany (smoked)	8,64	8,74	9,04	9,13	9,67	9,42	10,23	11,25	10,92	EUMOFA

Export

Exports mainly concern fresh whole rainbow trout. Prices are provided for Sweden, Denmark, Spain and Italy, major EU exporters.

	2010	2011	2012	2013	2014	2015	2016	2017	2018	Source
Denmark (fresh)	3,76	3,71	3,51	3,85	3,81	3,92	4,43	4,60	4,53	EUMOFA
Spain (fresh)	3,67	4,24	2,74	3,02	2,63	3,42	3,38	3,39	4,08	EUMOFA
Italy (fresh)	2,72	2,98	3,09	3,20	3,23	3,32	3,53	3,62	3,52	EUMOFA
Sweden (fresh)	3,32	3,52	3,27	3,87	4,37	3,95	5,13	6,13	5,21	EUMOFA

Rainbow trout



MARKETING ASPECTS

- Commercial designations in all EU official languages ([Read more](#))

CONSUMPTION

- In 2017, trout ranked 14th among most consumed species in the EU.
- Apparent consumption per capita in 2017: **0,42 kg** live weight equivalent (source: [The EU Fish Market – 2019 edition](#), EUMOFA).
- Nutritional value (Rainbow trout France, fresh fillet and smoked fillet, values per 100 g – source : NUTRAQUA/AQUIMER).

Nutritional value	Rainbow trout - fresh fillet	Rainbow trout - smoked fillet
kilo calories (kcal)	136	156
Kilojoule (kJ)	569	657
Water (g)	72,3	65,4
Ashes (g)	1,3	4,2
Proteins (g)	19,1	23,1
Carbohydrates (g)	1,4	0,2
Lipids (g)	6	7
Cholesterol (mv)	52,6	47,1
Omega 6 (mg)	1026	846
Omega 3 (mg)	1718	1997
EPA (mg)	369	502
DHA (mg)	776	831