



## GILTHEAD SEABREAM (*SPARUS AURATA*)



Source : [Information system on commercial designations](#)

### BIOLOGY AND HABITAT

- **Species description** ([Read more](#))

Gilthead seabream belongs to the family of Sparidae.

- **Geographical distribution and habitat** ([Read more](#))

Gilthead seabream lives in the Northeast and Eastern Central Atlantic, in the Mediterranean and the Black Sea as well as in Europe inland waters (i.e. coastal lagoons and saltwater ponds).

### RESOURCE, EXPLOITATION AND MANAGEMENT

- **Stocks and resource status/conservation measures** ([Read more](#))

Minimum conservation size is established at 20 cm.

- **Production methods and fishing gears** ([Read more](#))

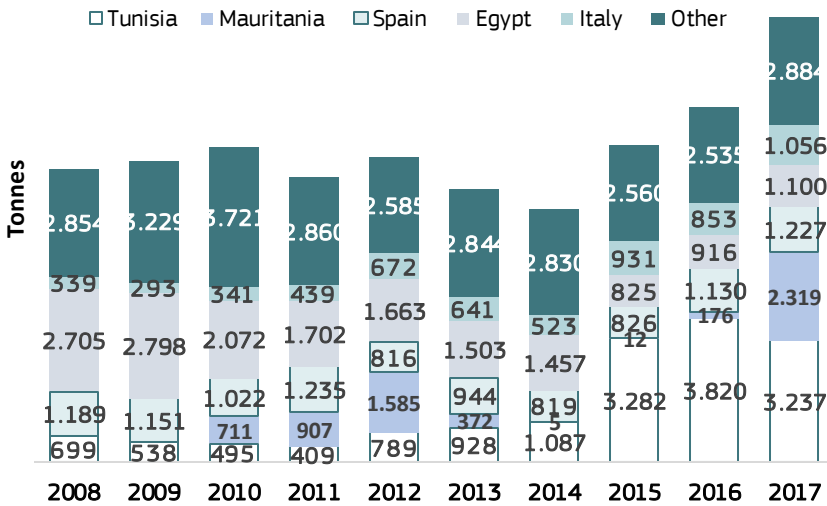
The main fishing gears used are gillnets and similar nets, hooks and lines, pots and traps, seines and trawls. The species is also massively produced in aquaculture, mostly in sea cages.



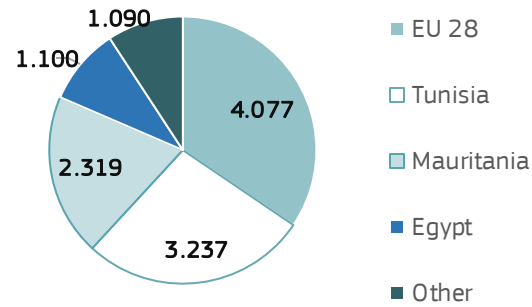
## CATCHES

- The share of gilthead seabream in the global catches is **0,01%** (FAO, 2017).
- Catches have significantly increased over the last ten years (2008-2017) at both global and EU levels (by respectively 52% and 67%).

### Evolution of world catches



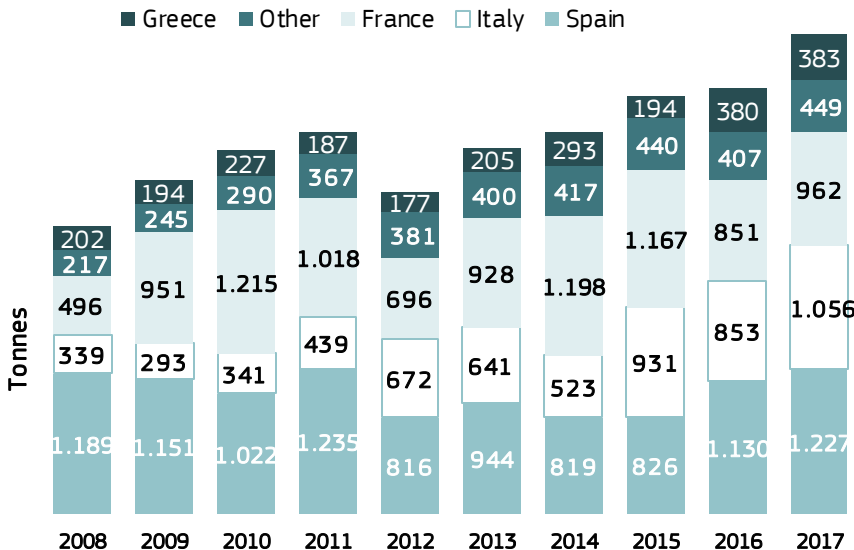
### Catches (2017, tonnes)



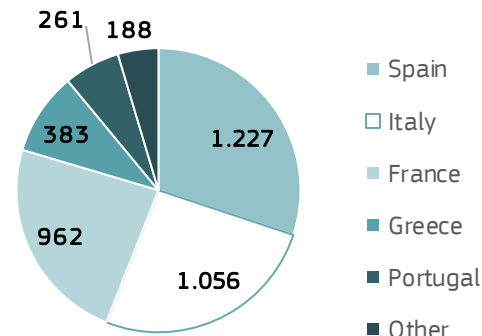
Source: FAO

### Evolution of EU catches

- The EU provided **34%** of the global seabream catches in 2017.



### Catches (2017, tonnes)



Source: FAO

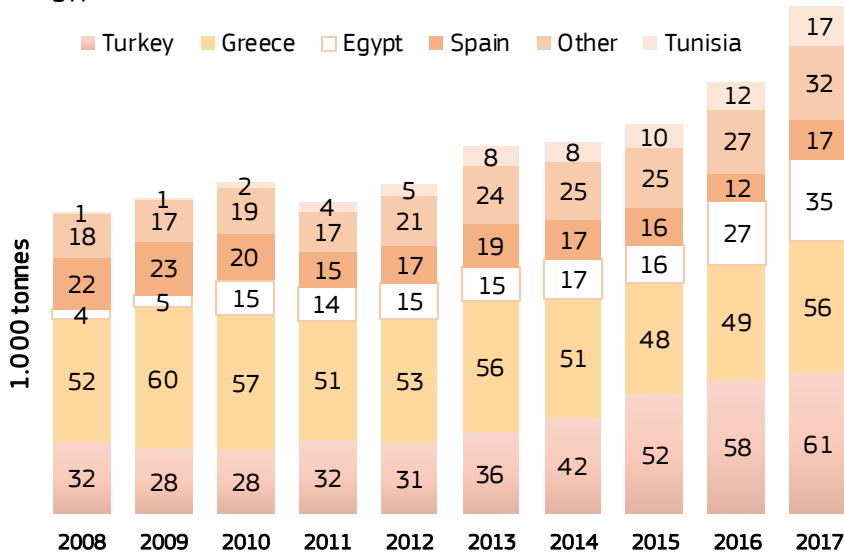


# AQUACULTURE PRODUCTION

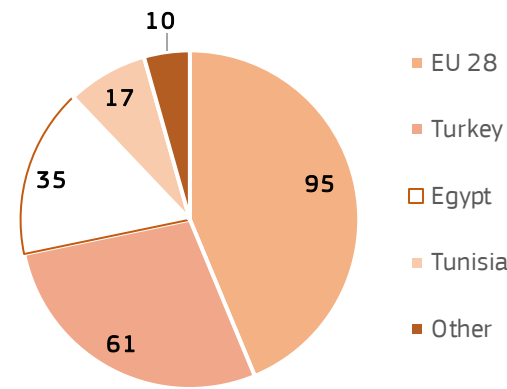
The share of gilthead seabream in the world aquaculture production was 0,2% in 2017.

## Evolution of world production

The world production of gilthead seabream has significantly increased in the last ten years (+68% from 2008 to 2017). The growth was particularly significant for non-EU countries, mainly Turkey, Egypt and Tunisia.



Production (2017, 1.000 tonnes)

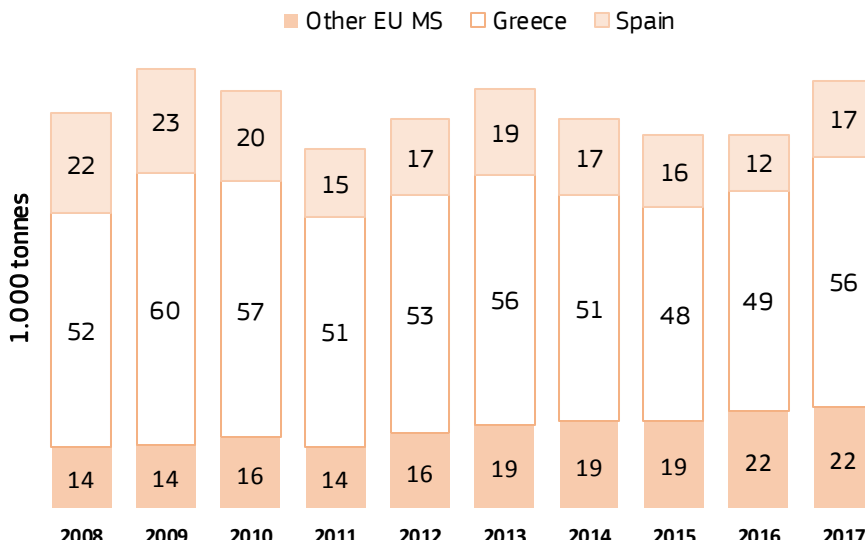


Source : FAO

## Evolution of EU production

In 2017, the EU covered 44% of the world production of gilthead production. Spain and Greece were the main EU producers (with 76% of EU production).

Unlike the global trend, the EU production remained steady over the last decade (2008-2017).



Source : FAO



## PROCESSING

There is no significant processing activity of gilthead seabream as the species is mainly consumed fresh.

## TRADE

- Combined nomenclature [\(Read more\)](#)

### EU trade of gilthead products in 2018 (tonnes)

CN code	Product	EU imports		EU exports	
		Intra-EU	Extra-EU	Intra-EU	Extra-EU
<b>03028530</b>	Gilthead sea seabream, fresh or chilled	58.611	32.938	71.052	4.710
<b>03038955</b>	Gilthead seabream, frozen	2.311	835	1.261	119

- **Main extra-EU suppliers are:**
  - for fresh gilthead seabream: Turkey (31.594 tonnes),
  - for frozen gilthead seabream: Turkey (759 tonnes).
- **Main extra-EU destinations are:**
  - for fresh or chilled gilthead seabream : Israel (2.611 tonnes) and Switzerland (899 tonnes),

Exports of frozen gilthead seabream to extra-EU countries are marginal (119 tonnes in 2018).

*Source: EUROSTAT-COMEXT*



## PRICES ALONG THE SUPPLY CHAIN (EUR/kg)

When data is available, prices are provided for wild and farmed seabream, as significant price difference could be noticed between the two types of fish.

### First-sale (fresh)

First-sale prices are provided for France and Spain, which are among the main EU producers of wild seabream (fresh whole).

	2010	2011	2012	2013	2014	2015	2016	2017	2018	Source
France	8,97	8,84	9,98	9,18	8,58	9,23	10,72	11,11	10,46	EUMOFA
Spain	n.a.	n.a.	n.a.	n.a.	n.a.	8,82	6,07	6,51	8,08	EUMOFA

### Wholesale (fresh)

Wholesale prices are provided for Greece and Spain (fresh whole), which are the main seabream EU producers.

	2010	2011	2012	2013	2014	2015	2016	2017	2018	Source
Greece	8,89	8,5	7,64	6,43	6,94	6,25	5,45	5,60	4,80	EUMOFA
Spain	n.a.	14,53	17,88	22,66	18,97	19,14	20,51	21,53	21,41	Mercamadrid

### Retail/consumption (fresh)

Retail prices refer to Italy and Greece which are among the major EU consumers of seabream.

	2010	2011	2012	2013	2014	2015	2016	2017	2018	Source
Italy	8,97	9,55	9,21	6,68	8,68	9,38	9,75	9,58	9,55	EUMOFA
Greece (wild)	n.a.	20,05	23,43	24,07	22,72	22,03	22,62	24,84	25,58	EUMOFA
Greece (farmed)	n.a.	5,9	5,35	5,38	5,92	6,48	5,93	5,79	6,14	EUMOFA

### Import (fresh)

Import prices are provided for Italy, which is the main importer of gilthead seabream in the EU.

	2010	2011	2012	2013	2014	2015	2016	2017	2018	Source
Italy	4,48	5,26	4,36	4,33	4,78	5,33	5,00	4,85	4,34	EUMOFA

### Export (fresh)

Export prices refer to Greece as it is the main exporter of gilthead seabream in the EU.

	2010	2011	2012	2013	2014	2015	2016	2017	2018	Source
Greece	4,04	5,12	4,26	4,21	4,89	5,50	4,98	4,70	4,50	EUMOFA

# Gilthead seabream



## MARKETING ASPECTS

- Commercial designations in all EU official languages ([Read more](#))
- Common marketing standard ([Read more](#))

## CONSUMPTION

- Apparent consumption per capita of gilthead seabream in 2017: **0,24 kg** live weight equivalent (source: [EUMOFA supply balance](#)).
- Nutritional value (Gilthead seabream, France, fresh fillet, values per 100 g – source : NUTRAQUA/AQUIMER)

Nutritional value	Gilt-head bream
kilo calories (kcal)	128
Kilojoule (kJ)	537
Water (g)	72,7
Ashes (g)	1,4
Proteins (g)	20,8
Carbohydrates (g)	0,3
Lipids (g)	4,8
Cholesterol (mv)	63,5
Omega 6 (mg)	425
Omega 3 (mg)	1239
EPA (mg)	327
DHA (mg)	555