




ALBACORE (*THUNNUS ALALUNGA*)



Source : [Information system on commercial designations](#)

BIOLOGY AND HABITAT

- **Species description** [\(Read more\)](#)

The albacore is a pale-fleshed species of the tuna family.

- **Geographical distribution and habitat** [\(Read more\)](#)

The albacore can be found in the Atlantic, Pacific and Indian Oceans, as well as in the Mediterranean Sea.

RESOURCE, EXPLOITATION AND MANAGEMENT

- **Stocks and resource status/conservation measures** [\(Read more\)](#)

TACs are adopted by the International Commission for the Conservation of Atlantic Tunas (ICCAT) for Albacore caught in the Atlantic Ocean and the Mediterranean Sea and by the Indian Ocean Tuna Commission (IOTC) for Albacore caught in the Indian Ocean.

- **Production methods and fishing gears** [\(Read more\)](#)

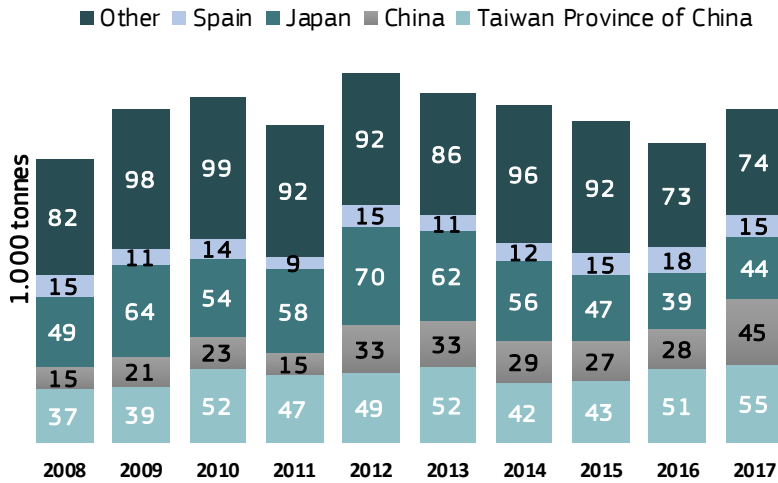
The main gears used are hooks and lines and pure seines.



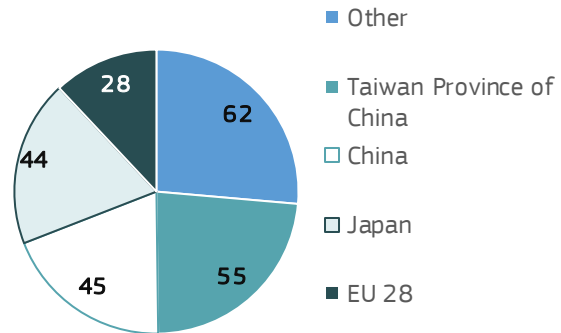
CATCHES

- Since 2008, the top-3-world producers are Taiwan, China and Japan. In 2017, they accounted for **62%** of world catches of albacore.
- During the last decade (2008-2017), world catches of albacore have increased by 17%.

Evolution of world catches



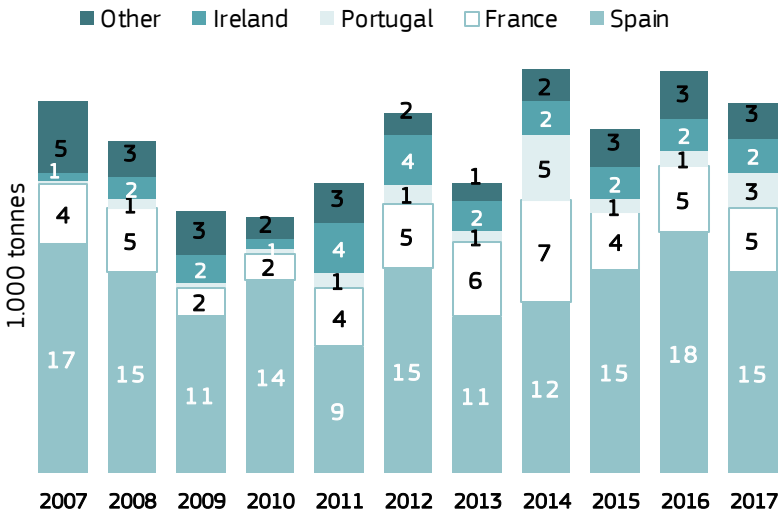
Catches (2017, 1.000 tonnes)



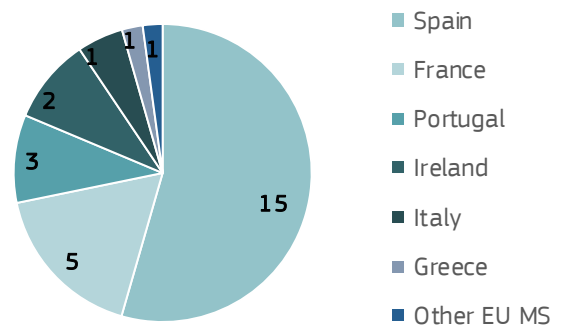
Source: FAO

Evolution of EU catches

- In 2017, the EU provided **12%** of global albacore catches.
- Spain and France are the main producers of albacore. In 2017, they accounted for 72% of the EU production.



Catches (2017, 1.000 tonnes)



Source: FAO



PROCESSING

- In the EU, albacore tuna is mostly used by the canning industry.
- Spain is the largest producer of canned albacore, with 12.822 tonnes produced in 2018 (source: ANFACO).



TRADE

- Combined nomenclature ([Read more](#))

EU trade of albacore products (2018 - tonnes)

CN code	Product	EU imports		EU exports	
		Intra-EU	Extra-EU	Intra-EU	Extra-EU
03023110	Fresh or chilled albacore tunas " <i>Thunnus alalunga</i> " for industrial processing	2.416	-	1.925	0
03023190	Fresh or chilled albacore tunas " <i>Thunnus alalunga</i> " (excl. for industrial processing)	5.527	113	5.961	6
03034110	Frozen albacore tunas " <i>Thunnus alalunga</i> " for industrial processing	2.463	5.715	785	19
03034190	Frozen albacore tunas " <i>Thunnus alalunga</i> " (excl. for industrial processing)	2.203	4.565	1.523	4
16041441*	Prepared or preserved tunas, whole or in pieces, in vegetable oil (other than skipjack, yellowfin tuna and bonito)	11.249	8.985	4.129	2.569
16041448*	Prepared or preserved tunas, whole or in pieces, not in vegetable oil (other than skipjack, yellowfin tuna and bonito)	13.801	4.632	3.394	1.699

* These categories of product include other species than albacore.

Source: EUROSTAT-COMEXT



TRADE

- Combined nomenclature ([Read more](#))

EU trade of albacore products (2018 - tonnes)

- **Extra-EU exports:**

EU tuna exports concern almost exclusively canned tuna. In EUROSTAT-COMEXT, canned albacore is included among other canned tuna species, which are exported mainly to Switzerland (234 tonnes) and Libya (203 tonnes).

- **Extra-EU imports:**

- A significant share of EU tuna imports concern canned tuna. In EUROSTAT-COMEXT, canned albacore is included among other tuna species, which are imported mainly from Ecuador (4.230 tonnes), Seychelles (2,172 tonnes) and Côte d'Ivoire (1.591 tonnes).
- Extra EU suppliers of frozen albacore tuna for industrial processing (CN 03 03 41 10) are: New Zealand (1.725 tonnes in 2018), USA (1.019 tonnes) and Indonesia (938 tonnes),
- Extra EU suppliers of frozen albacore tuna for other purposes (CN 03 03 41 90) are: South Africa (2.067 tonnes), Senegal (929 tonnes) and Fiji (795 tonnes).

Source: EUROSTAT-COMEXT



PRICES ALONG THE SUPPLY CHAIN (EUR/kg)

First-sale (fresh)

First-sale prices are provided for Spain and France, the main EU producers of albacore.

	2010	2011	2012	2013	2014	2015	2016	2017	2018	Source
Spain	n.a.	n.a.	n.a.	n.a.	n.a.	3,42	3,36	3,77	3,67	EUMOFA
France	3,08	2,96	2,41	2,17	1,96	3,14	3,02	3,12	2,81	EUMOFA

Wholesale (fresh)

Wholesale prices are reported for Mercamadrid, major wholesale market in the EU.

Most frequent price	2014	2015	2016	2017	2018	Source
Spain	10,37	8,50	n.a.	9,52	7,79	Mercamadrid

Retail/consumption (fresh)

Spain is the major consumer of tuna in the EU.

	2010	2011	2012	2013	2014	2015	2016	2017	2018	Source
Spain	10,4	9,99	9,79	10,34	10,35	10,75	11,08	11,15	13,26	EUMOFA

Import (frozen whole)

Import prices are provided for frozen whole products in Spain, France, Italy and Portugal, major importers of albacore tuna in the EU.

	2010	2011	2012	2013	2014	2015	2016	2017	2018	Source
Spain	1,88	2,63	2,72	2,24	2,08	2,86	2,93	3,17	3,18	EUMOFA
France	2,04	2,62	2,76	2,45	3,05	3,19	3,16	3,19	3,25	EUMOFA
Italy	4,34	3,01	4,89	5,4	3,63	2,39	2,59	3,06	2,94	EUMOFA
Portugal	3,42	4,06	1,95	1,71	1,54	2,28	2,22	2,38	2,52	EUMOFA

Export (frozen whole)

Export prices refer to frozen whole products in Spain, Italy and Portugal, major exporters of frozen albacore in the EU (96% of the global volume exported).

	2010	2011	2012	2013	2014	2015	2016	2017	2018	Source
Spain	1,11	1,24	1,68	1,33	1,2	1,4	1,24	2,18	3,94	EUMOFA
Italy	2,35	2	2,78	3,6	3,18	6,65	8,65	9,6	14,33	EUMOFA
Portugal	3,56	2,35	2,57	2,31	2,19	3,13	2,9	2,82	3,04	EUMOFA



MARKETING ASPECTS

- Commercial designations in all EU official languages ([Read more](#))
- Common marketing standards ([Read more](#))

CONSUMPTION

- Tuna, all species combined, is the most consumed fish in EU.
- Apparent consumption of tuna per capita in 2017: **3,07 kg** live weight equivalent, mostly canned (source: [The EU Fish Market – 2019 edition](#), EUMOFA)
- Nutritional value (Albacore, Atlantic/Pacific, fresh fillet, values per 100 g – source : NUTRAQUA/AQUIMER)

Nutritional value	Albacore
kilo calories (kcal)	121
Kilojoule (kJ)	511
Water (g)	70
Ashes (g)	1,3
Proteins (g)	27,3
Carbohydrates (g)	0,3
Lipids (g)	1,1
Cholesterol (mv)	32,9
Omega 6 (mg)	58
Omega 3 (mg)	390
EPA (mg)	65
DHA (mg)	286