



CZECH REPUBLIC IN THE WORLD AND IN THE EU

(2015, source: FAO and Eurostat)

The Czech Republic is a landlocked country with no marine fisheries, while it is the 11th largest producer of aquaculture products.

(1.000 tonnes)	World	EU-28	Czech Republic	% world	% EU-28
Catches	104.635	5.144	landlocked	N/A	N/A
Aquaculture	106.094	1.307	20	0,02%	2%
Total	211.511	6.451	20	0,01%	0,3%

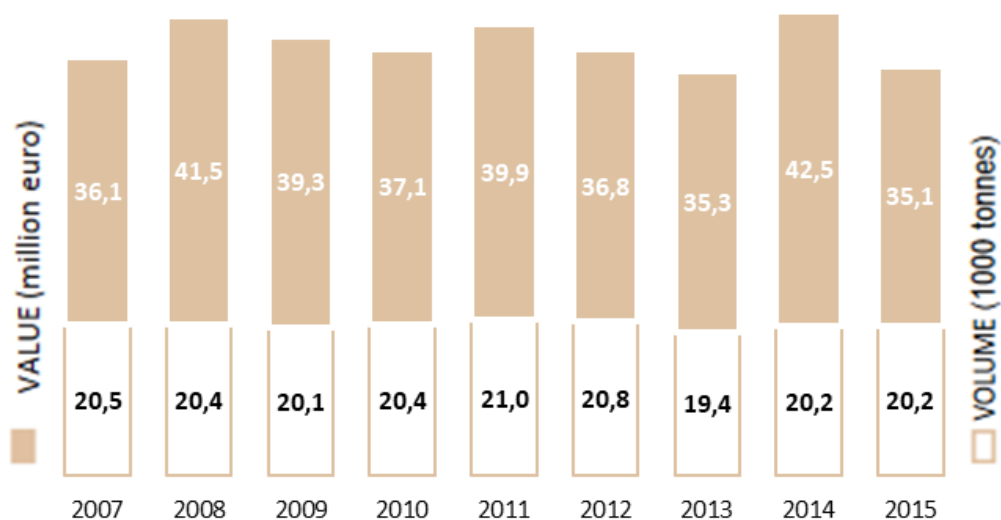


AQUACULTURE

Aquaculture refers to the farming of aquatic (freshwater or saltwater) organisms, such as fish, molluscs, crustaceans and aquatic plants. Aquaculture data are reported in live weight equivalent and value.

As the Czech Republic is landlocked, farmed fish production is entirely from freshwater. The most important aquaculture production methods are:

- 97% in ponds;
- 1% in recirculation systems;
- 2% in tanks and raceways.



Main commercial species farmed and % of total
(2015, million euro and tonnes)



Species	Value (million euro)	% of total	Volume (1000 tonnes)	% of total
CARP	30,6	87%	18.682	92%
TROUT	2,2	6%	709	4%
OTHER FRESHWATER FISH	1,1	4%	611	3%
PIKE-PERCH	0,5	1%	75	0,4%
PIKE	0,4	1%	63	0,3%
FRESHWATER CATFISH				
OTHERS	0,3	1%	60	0,3%

(source: Eurostat)



PROCESSING

According to Eurostat-SBS, 750 persons were employed in 2015 in the fish processing industry in the Czech Republic. It registered a value added of EUR 14,8 million, covering 1% of the value added of total manufacture of food products.

In 2016, the main products sold were frozen fish fillets, smoked fish, fresh or chilled fish fillets and fish meat (source: Eurostat-PRODCOM).

20 companies

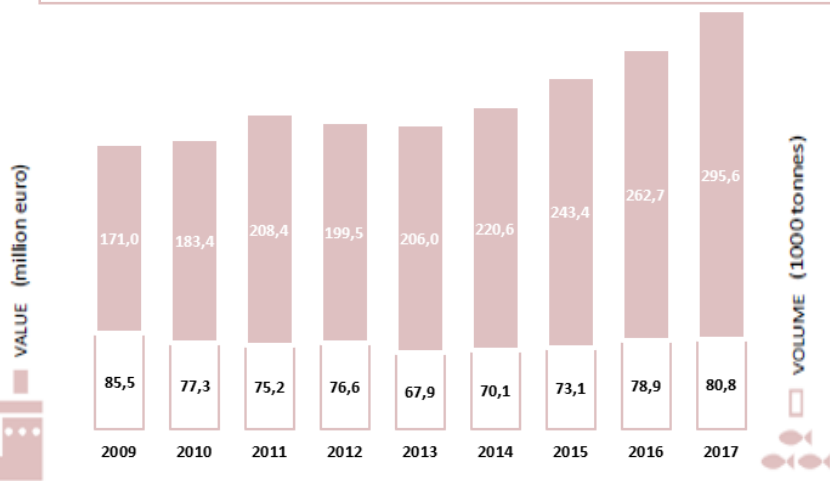
Sales: EUR 84,7 million

(2015, source: Eurostat - SBS)



TRADE (source: Eurostat)

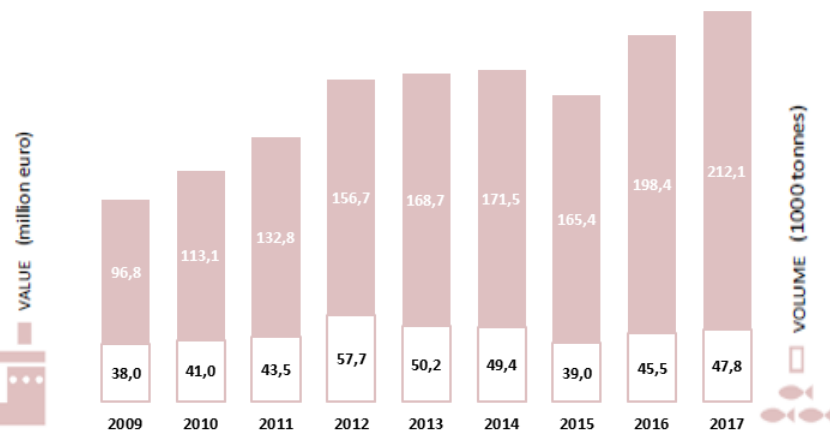
Import



MAIN COMMERCIAL SPECIES IMPORTED AND % OF TOTAL IMPORTS (2017, million euro)

Species	Value (million euro)	% of Total Imports
SALMON	55,3	19%
OTHER MARINE FISH	26,9	9%
OTHER PRODUCTS	22,6	8%
SKIPJACK TUNA	20,7	7%
MISCELLANEOUS TUNAS	15,9	5%
HERRING	15,7	5%
OTHERS	138,6	47%

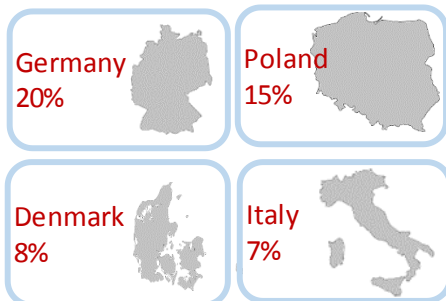
Export



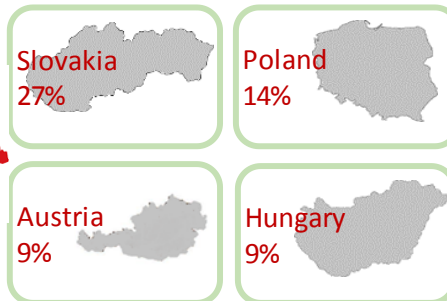
MAIN COMMERCIAL SPECIES EXPORTED AND % OF TOTAL EXPORTS (2017, million euro)

Species	Value (million euro)	% of Total Exports
SALMON	75,8	36%
OTHER PRODUCTS	29,3	14%
CARP	25,7	12%
OTHER NON-FOOD USE	21,1	10%
OTHER MARINE FISH	12,0	6%
MISCELLANEOUS TUNAS	5,9	3%
OTHERS	42,4	19%

Main countries of **ORIGIN**
(in value, 2017)



Main countries of **DESTINATION**
(in value, 2017)

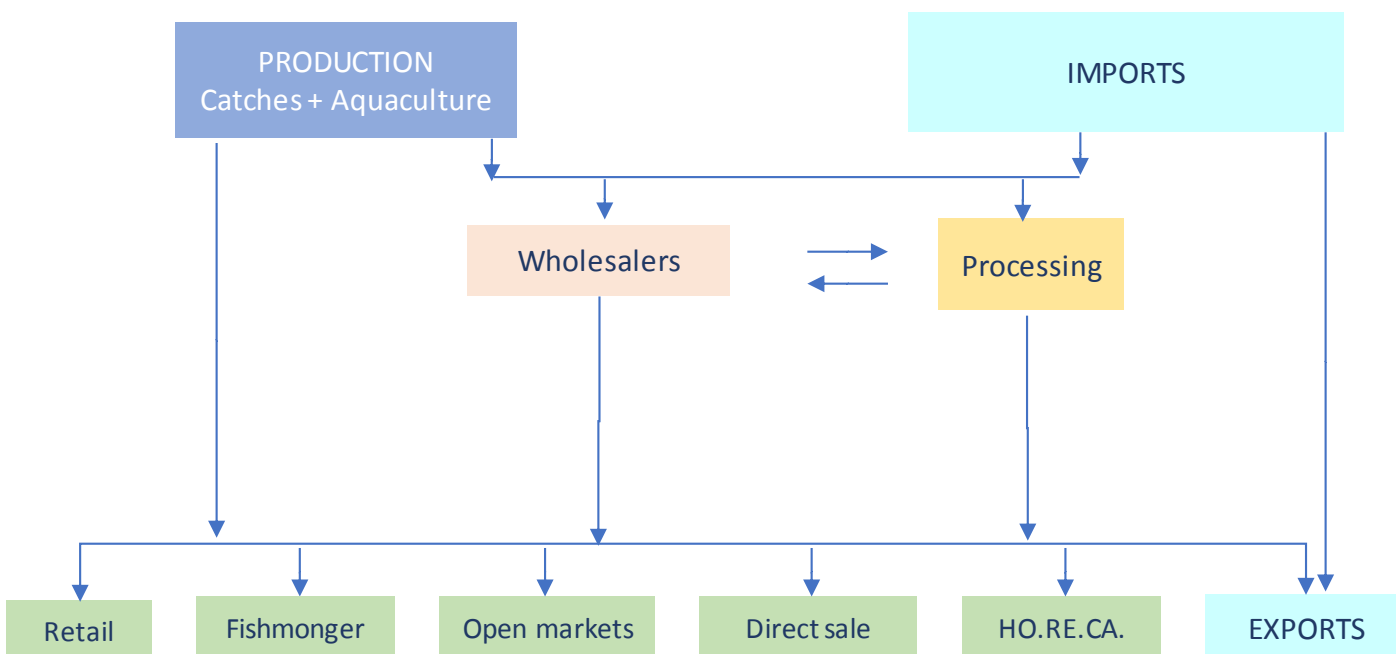




DISTRIBUTION

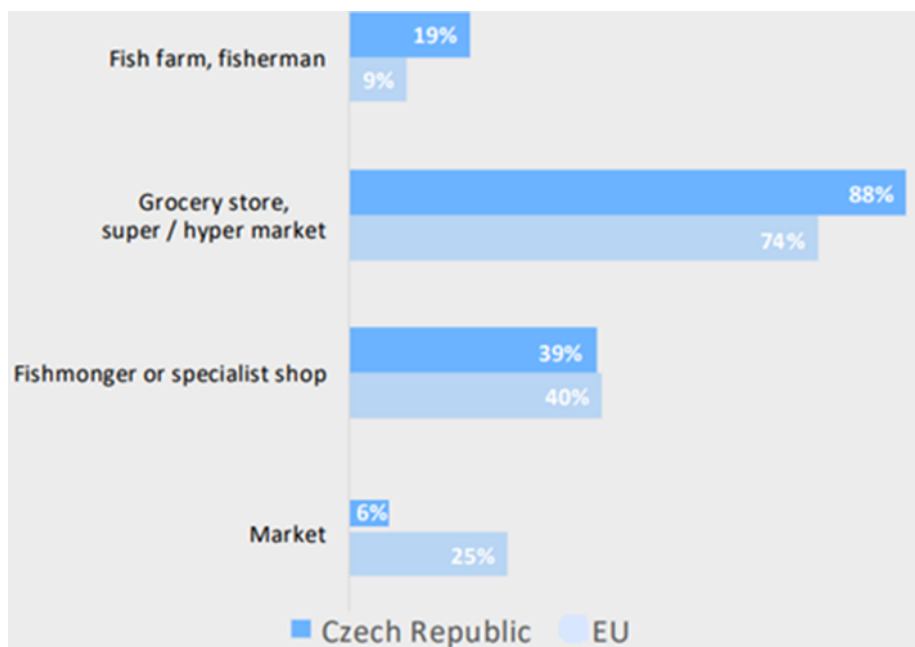
The supply chain of fisheries and aquaculture products in the Czech Republic.

(source: EUROFISH)



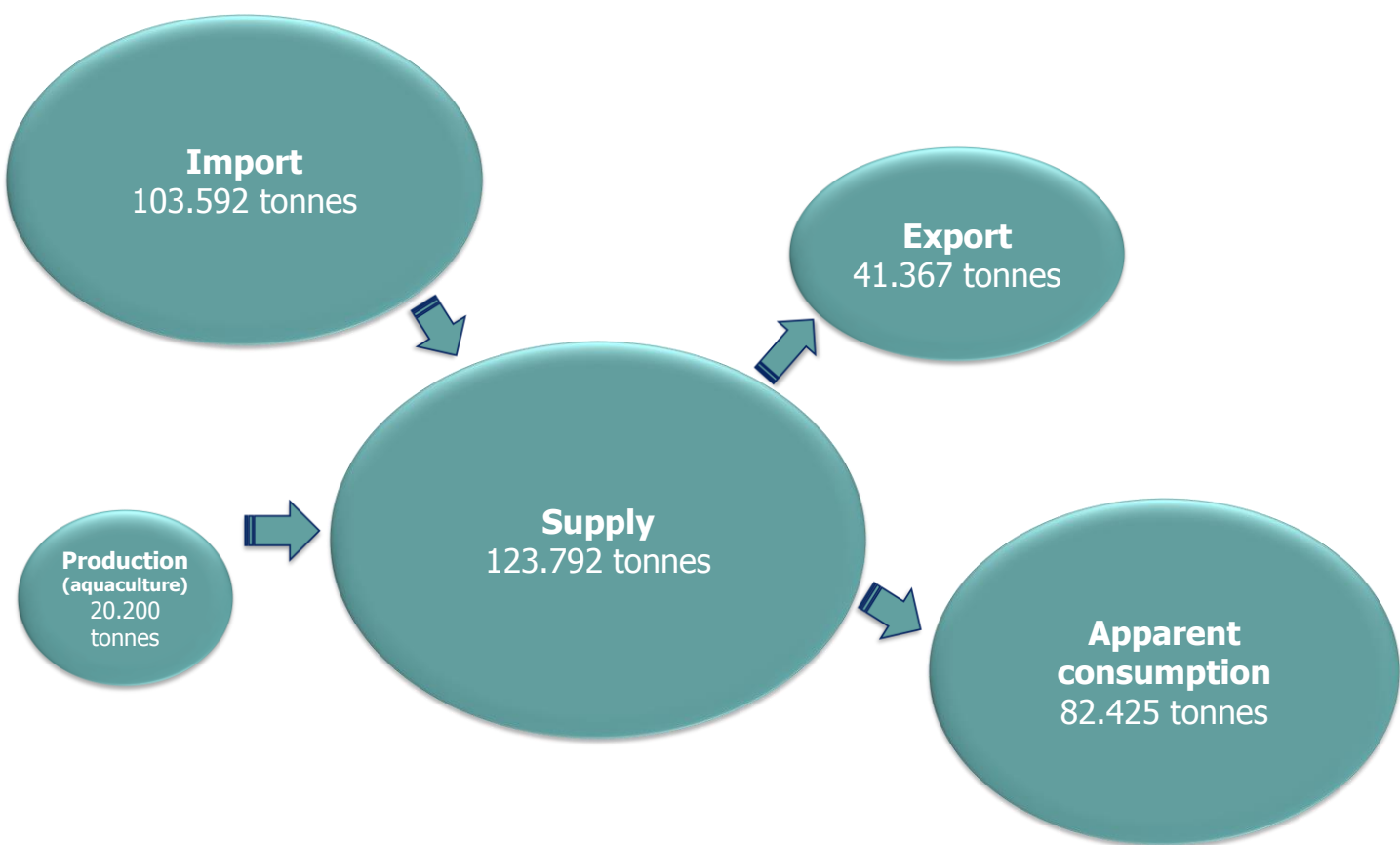
Consumer preferences on purchasing channels

(source: EUROBAROMETER™)





SUPPLY BALANCE (2015, source: EUMOFA)





CONSUMPTION

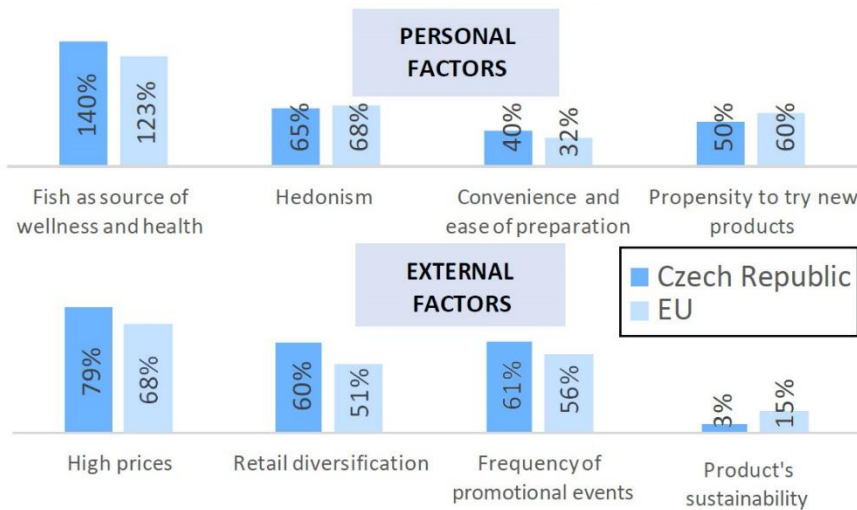
Apparent consumption of fisheries and aquaculture products in the Czech Republic amounted to **7,8 kg per capita** in 2015, decreasing 9,9% compared to the previous year. The main consumed species were **carp, trout, pike** and **bream**.

The Czechs consume especially tinned and frozen products, while loose fish (44%) is less frequently consumed than the EU average (68%). From a socio-demographic point of view, regular fish consumers mainly belong to the age classes 40-54 and over 55. Young people are less inclined to consume fish in the Czech Republic as well as across the EU (source: "EU consumer habits regarding fishery and aquaculture products").

Purchasing factors

(source: EUROBAROMETER)

7,8 Kg per capita
(source: EUMOFA)





LANDINGS

The Czech Republic is a landlocked country.
This supply chain stage is not applicable.

AQUACULTURE

Volumes and values are collected by EUMOFA from **Eurostat – Fishery**. Data are available on a yearly basis, accessible through simple and advanced tables.

FIRST SALES

The Czech Republic is a landlocked country.
This supply chain stage is not applicable.

WHOLESALE

No data available for this supply chain stage

PROCESSING

Volumes and values are collected from **Eurostat – PRODCOM**. Data concern 4 processed products as recorded through the PRODCOM nomenclature. Data are available on a yearly basis and are accessible through simple tables.

TRADE

Volumes and values are collected from **Eurostat – COMEXT**. Data concern trade of all fisheries and aquaculture products as recorded by national customs, available on a monthly and yearly basis. Data are accessible through simple and advanced tables.

CONSUMPTION

No data available for this supply chain stage