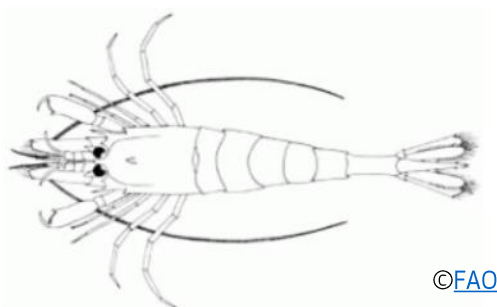


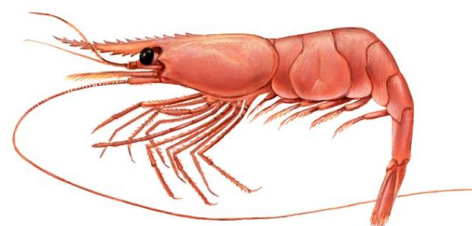


COLDWATER SHRIMPS (*CRANGON* AND *PANDALUS*)



Crangon crangon (1)

©FAO



Pandalus borealis (2)

© Scandinavian Fishing Year Book

BIOLOGY AND HABITAT

- **Species description** (Read more [\(1\)](#) [\(2\)](#))

The *Crangon* shrimp, also called common shrimp or brown shrimp, belongs to the family of Crangonidae.

Pandalus shrimp, also called Northern prawn or pink shrimp, belongs to the family of Pandalidae.

Both shrimp families are fished and marketed within the EU.

- **Geographical distribution and habitat** (Read more [\(1\)](#) [\(2\)](#))

Crangon shrimps can be found in the North Atlantic Ocean, in the Mediterranean Sea, in the Black Sea and in European inland waters, but are mostly caught in the North Sea.

Pandalus can be found in Northern Atlantic and in the Pacific Ocean.

RESOURCE, EXPLOITATION AND MANAGEMENT


- **Stock and resource status/conservation measures** ([Read more](#))

TACs are set for *Pandalus borealis*.

The only European legislation on brown shrimp fisheries is focusing on technical measures (use of sieve net and minimum mesh size). Other management initiatives are local and include licences and closed areas.

- **Production methods and fishing gears** (Read more [\(1\)](#) [\(2\)](#))

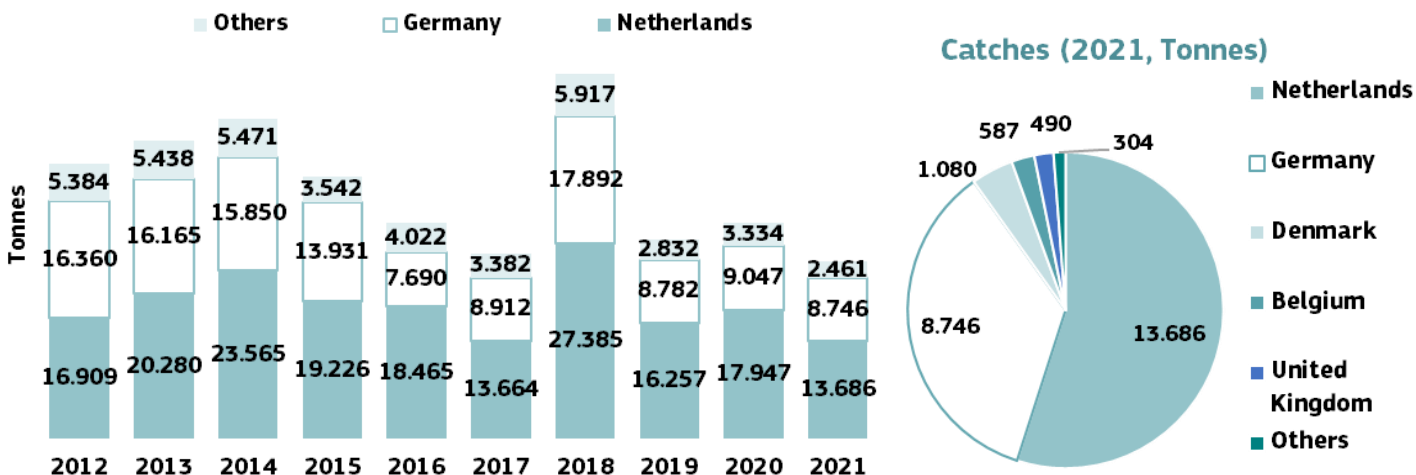
The main fishing gears used are trawls, beam trawls, bottom pair trawls and otter twin trawls.



CATCHES

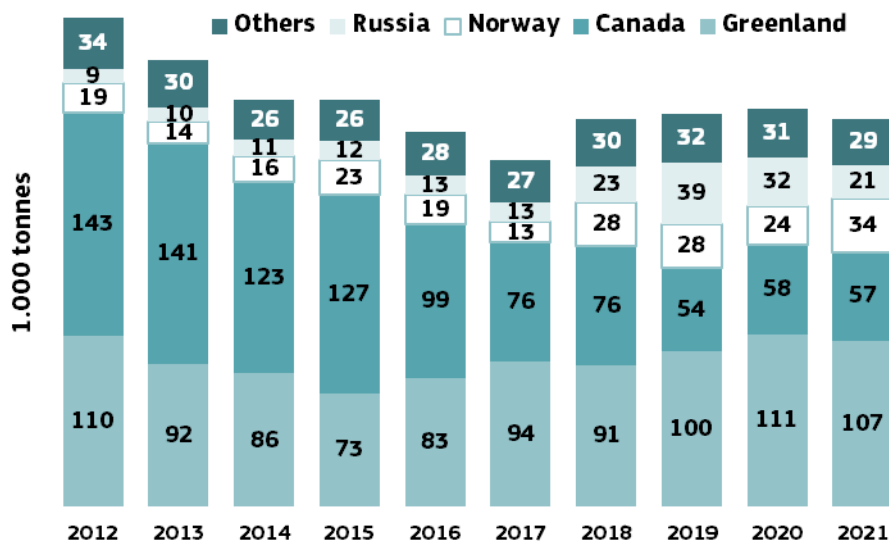
Evolution of world catches of common shrimps (*Crangon crangon*)

- The common shrimp (*Crangon crangon*), is a highly valued commercial species fished in the north-eastern Atlantic, especially the North Sea. The EU and the UK provide the totality of world catches of common shrimps. The Netherlands and Germany are the main EU producers, they accounted for 90% of EU common shrimp catches in 2021. Over the last decade (2012-2021), the EU common shrimp production has fluctuated, in relation to the fact that the North Sea brown shrimp fisheries are largely unregulated in terms of landings and effort.




Evolution of the world catches of Northern prawn (*Pandalus borealis*)

- The world production of Northern prawn has steadily decreased over the period between 2012-2017 with a total decline of 29% but has increased since then by 12% (i.e. between 2017-2021). During the same period, Greenland and Canada have been the main producers. They accounted for 66% of the world production in 2021.
- In 2021, the EU only provided 8% of the global Northern prawn catches. Main EU producers were Estonia, Denmark and Lithuania.



Source: FAO



AQUACULTURE PRODUCTION

There is no aquaculture production of common shrimp and Northern prawn.

PROCESSING

- The main product of shrimp fishery is peeled shrimp sold in the EU. Most of EU peeling units are based in Morocco. Shrimps (mainly common shrimp) caught in the North Sea by the EU fleet are sent by trucks to Morocco to be peeled by hands in specialised units, where peeling is mainly carried out by women and then exported to the EU.



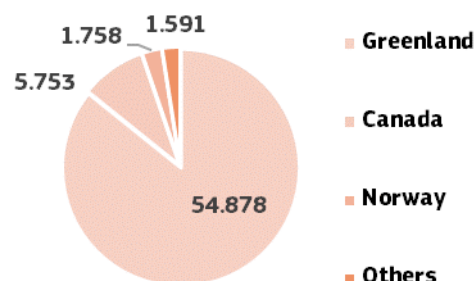
TRADE

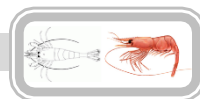
- **Combined nomenclature** [\(1\)](#) [\(2\)](#)
- **EU-27 trade of coldwater shrimp products (2022, tonnes):**

CN code	Product	EU imports	EU exports
03 06 16 91	Frozen cold-water shrimps "Crangon crangon", cooked by steaming or by boiling in water	212	3.033
03 06 16 99	Frozen cold-water shrimps and prawns "Pandalus spp.", cooked by steaming or by boiling in water	62.562	52.661
03 06 17 94	Frozen shrimps of the Crangon, cooked by steaming or by boiling in water (excl. "Crangon crangon")	-	2
03 06 35 10	Shrimps "Crangon crangon", fresh or chilled	49	10.853
03 06 35 50	Live shrimps "Crangon crangon »	3	7
03 06 35 90	Cold-water shrimps and prawns "Pandalus spp.", live, fresh or chilled	637	164
03 06 36 50	Shrimps of the genus Crangon, live, fresh or chilled (excl. "Crangon crangon")	-	0
03 06 95 11	Shrimps "Crangon crangon", cooked by steaming or by boiling in water	37	3.197
03 06 95 19	Shrimps "Crangon crangon", dried, salted, smoked or in brine (excl. cooked by steaming or by boiling in water)	0	5
03 06 95 20	Shrimps and prawns "Pandalus spp.", dried, salted, smoked or in brine, incl. ones cooked	480	12
03 06 95 40	Shrimps of the genus Crangon, dried, salted, smoked or in brine, incl. cooked (excl. "Crangon crangon")	0	0
Total		63.980	69.932

Extra EU imports concerned mainly cooked-frozen shrimps (98% of EU imports in 2022). Main suppliers were Greenland (54.878 tonnes) and to a lesser extent Canada (5.753 tonnes). Denmark was the largest EU importer from third countries (96% of the EU imports in 2022 in volume terms).

Main EU suppliers (2022, tonnes)

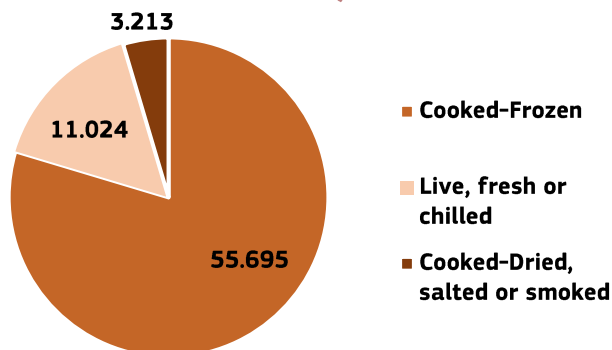




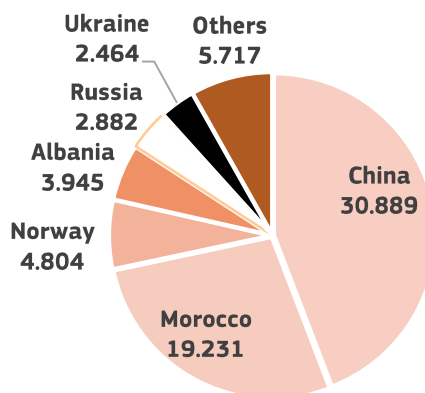
TRADE


- Extra EU exports** concerned mostly cooked-frozen shrimps (80% of EU exports) and to lesser extent live and fresh shrimps (16%). China represented circa a half (44%) of the EU exports to third countries. Denmark was the main exporter and represented 68% of the extra-EU exports in 2022. While Denmark targeted the Chinese market (almost all the Chinese imports of Coldwater shrimps from the EU were originating from Denmark), the Netherlands targeted the Moroccan market (83% of the Moroccan imports from the EU originated from the Netherlands). The Dutch exports correspond to the catches of shrimps made by the Dutch fleet in the North Sea that are sent by trucks to Morocco to be peeled by specialised units, sometimes owned by Dutch companies. Peeled shrimps are then re-exported to the EU market under CN codes which do not allow to distinguish Coldwater shrimps.

Exports by products type (2022, tonnes)



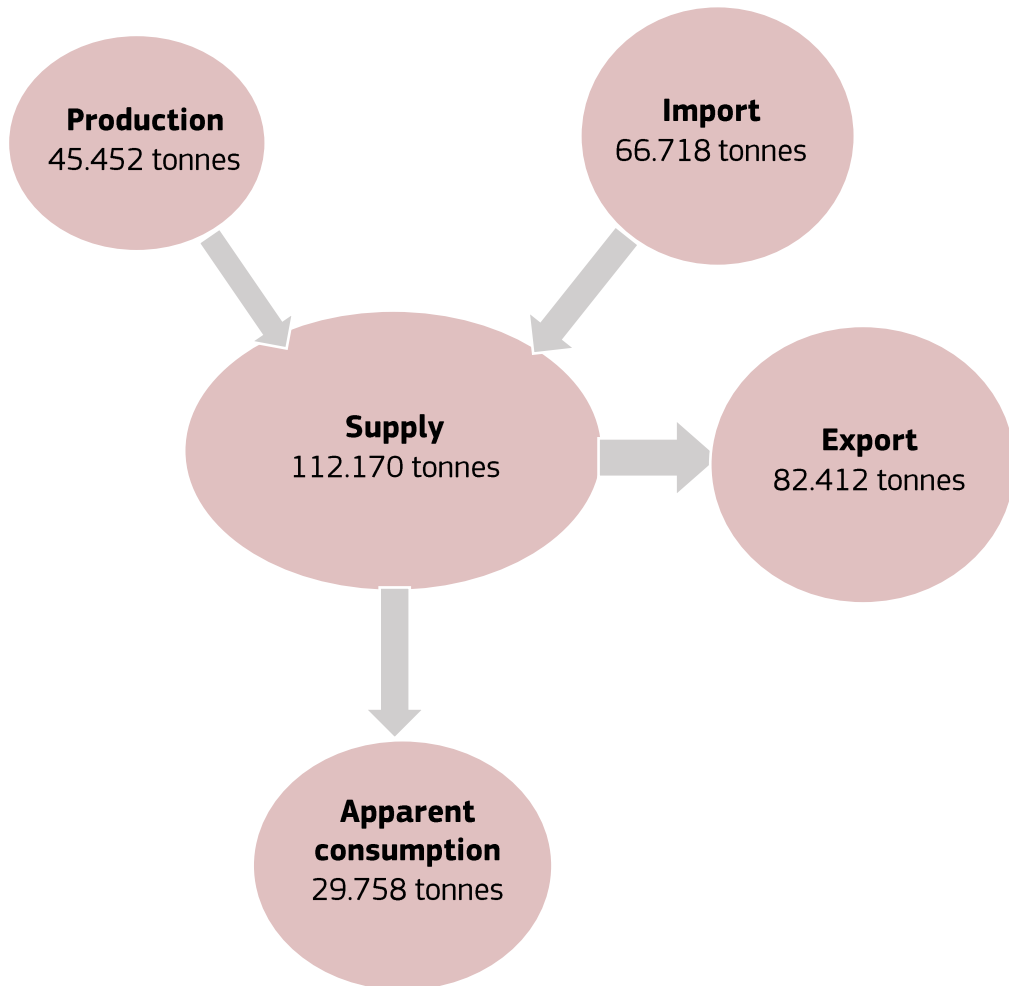
Main destinations (2022, tonnes)





Supply balance

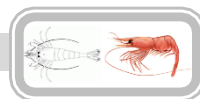
EU supply balance (2021¹) – Tonnes of live weight equivalent² – Coldwater shrimps



Source: FAO/ EUROSTAT-COMEXT

¹ Supply balance is provided for the year 2021 (trade data for 2021 were taken into account). Detailed trade data provided in the slides 4 and 5 concern the year 2022.

² The [conversion factors](#) were used to convert net weight of imports and exports of fishery and aquaculture products into live weight equivalents.



PRICES ALONG THE SUPPLY CHAIN (EUR/kg)

First-sale (fresh, frozen and boiled/cooked)

First-sale prices are provided for fresh, frozen and boiled/cooked shrimps in the main producer Member States.

	2014	2015	2016	2017	2018	2019	2020	2021	2022	2023*	Source
Common shrimp											
Denmark (boiled)	4,01	3,61	9,13	9,04	5,72	3,11	4,38	5,32	7,15	6,55	EUMOFA
Netherlands (boiled)	3,35	3,71	7,35	7,31	3,29	2,78	3,21	3,73	5,93	6,46	EUMOFA
Northern prawn											
Denmark (boiled)	12,61	8,59	11,74	13,11	13,31	13,69	11,97	16,95	13,02	10,06	EUMOFA
Denmark (fresh)	1,63	2,46	2,83	2,49	2,55	2,72	2,11	1,86	1,99	1,98	EUMOFA
Denmark (frozen)	3,07	3,13	1,81	4,06	3,44	3,95	3,22	2,80	n.a.	n.a.	EUMOFA

* From January to November 2023

Wholesale (fresh, frozen and boiled/cooked)

Wholesale prices are provided for Rungis in France (fresh and frozen common shrimp).

Average price (FR)	2014	2015	2016	2017	2018	2019	2020	2021	2022	2023*	Source
France – Chilled common shrimp – Origin EU	13,08	12,63	15,03	13,17	14,71	16,22	14,10	19,49	17,49	14,00	RNM-Rungis
France – Frozen boiled common shrimp – Origin Northern EU countries	15,53	16,00	16,00	16,00	16,20	16,50	16,50	16,50	16,50	16,50	RNM-Rungis

* From January to November 2023

Import (frozen)

Import prices are provided for Denmark, which is by far the main importer in the EU from third countries. Prices concern coldwater shrimps.

	2014	2015	2016	2017	2018	2019	2020	2021	2022	2023*	Source
Denmark	2,90	3,45	3,64	3,54	3,26	3,94	3,63	3,57	4,15	4,38	EUMOFA


* From January to August 2023

Export (frozen)

Export prices are provided for Denmark and the Netherlands, the main exporters within the EU.

	2014	2015	2016	2017	2018	2019	2020	2021	2022	2023*	Source
Denmark, Frozen coldwater shrimps	4,06	5,10	5,21	5,08	4,92	4,62	4,07	3,84	5,14	5,29	EUMOFA
Netherlands, Frozen coldwater shrimps	8,01	5,89	5,16	7,98	4,37	10,04	4,47	3,31	3,82	4,09	EUMOFA

* From January to August 2023



Coldwater shrimps

MARKETING

- National lists of commercial designations ([Read more](#))
- Information system on commercial designations and scientific names in all EU languages (Read more [\(1\)](#) [\(2\)](#))
- Applicable marketing standards (Read more [\(1\)](#) [\(2\)](#))

CONSUMPTION

- Shrimps (all species included) represent the fifth species group the most consumed in the EU (source: [The EU Fish Market – 2023 edition](#), EUMOFA)
- Apparent consumption of shrimps, per capita in 2021: **1,63 kg** live weight equivalent (source: [The EU Fish Market – 2023 edition](#), EUMOFA)
- Nutritional value (Northern prawn, nutrition values per serving 100 g) ([Read more](#))

Nutrition values	Northern prawn
Energy (kcal)	85
Total fat (g)	0,51
Saturates (g)	0,101
Carbohydrates (g)	0
Protein (g)	20,1
Salt (mg)	297,5